

IDENTIFICATION DENTAL CHART

TO BE USED WITH QMC FORMS NOS. 1042 & 1044 IN PLACE OF CHART THEREON,
AND TO BE ATTACHED TO AND FORWARDED WITH THESE FORMS WHEN ACCOMPLISHED.

Oct. 22, 1947

DATE

UNKNOWN	A-108		Unk.	Unk.
LAST NAME	FIRST	INITIAL	RANK	SERIAL NO.
Unknown				
UNIT		USAF Com. No. 2		ORGANIZATION
Vicinity, Buten, NG		Finsch. NG		2138
PLACE OF DEATH		PLACE OF BURIAL		PLOT ROW GRAVE NO.

Maxilla Missing
















RIGHT								LEFT							
8	7	6	5	4	3	2	1	1	2	3	4	5	6	7	8
UPPER TEETH															
TYPE LOCATION															

INSIDE — LOOKING OUT.

Mandible Missing

RIGHT								LEFT							
16	15	14	13	12	11	10	9	9	10	11	12	13	14	15	16
LOWER TEETH															
TYPE LOCATION															

KEY OF SYMBOLS TO BE USED ON ABOVE CHART

SYMBOLS IN WHOLE BOX	TYPE OF FILLING IN UPPER HALF OF BOX	LOCATION OF FILLING IN LOWER HALF OF BOX
 EXTRACTED	 AMALGAM (SILVER)	 MESIAL (BETWEEN-TOWARD FRONT)
 CAVITY INDICATE LOCATION	 GOLD	 OCCLUSAL (BITING SURFACE BACK TEETH)
 FIXED BRIDGE (INCL. ABUTMENTS)	 SILICATE OR PORCELAIN	 DISTAL (BETWEEN - TOWARD BACK)
 TEETH REPLACED BY DENTURE	 OXYPHOSPATE (CEMENT)	 LINGUAL (TOWARD TONGUE)
 POSTHUMOUSLY MISSING (LOST AFTER DEATH)		 FACIAL (TOWARD CHEEK)