

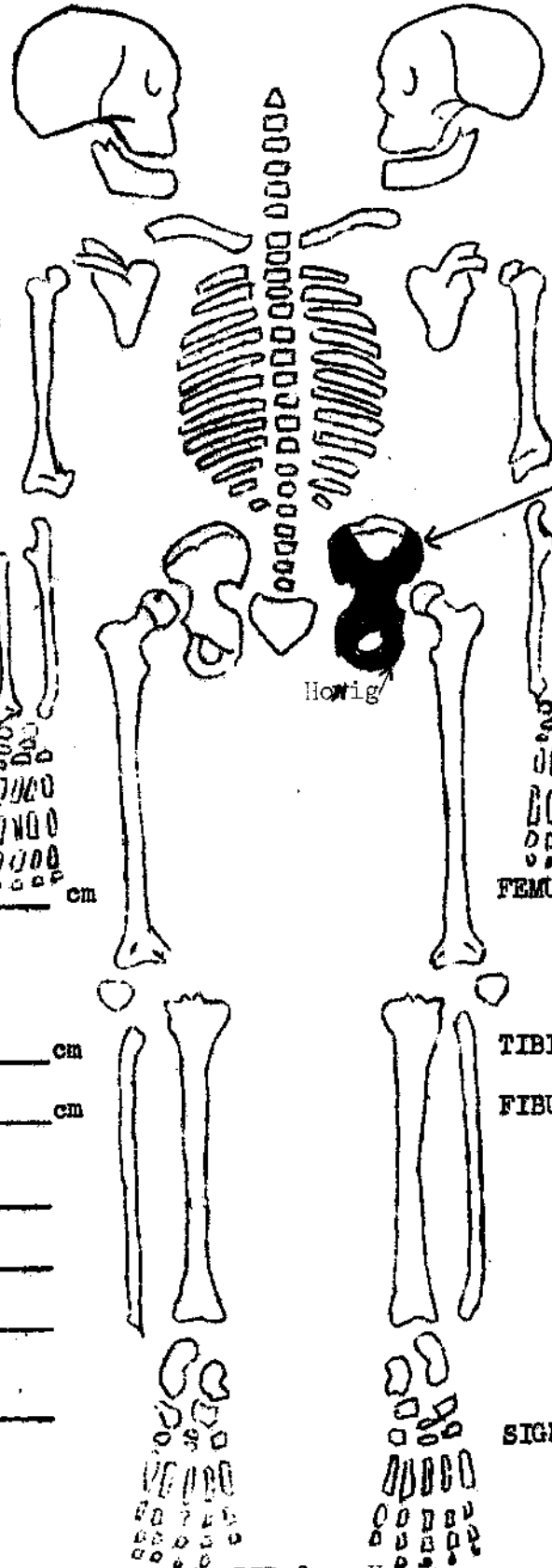
SKELETAL CHART

CHART "A-1"

(BLACK OUT PARTS OF BODY RECEIVED AT CEMETERY)

RIGHT

LEFT



STERNUM _____

HUMERUS _____ cm

ULNA _____ cm

RADIUS _____ cm

FEMUR _____ cm

TIBIA _____ cm

FIBULA _____ cm

Est. Age 18/19

Est. Height _____

Color Hair _____

Healed Fractures _____

SKULL _____ Inc

HUMERUS _____ cm

L. PELVIS FROM CIL# 3867
PLACED WITH CIL# 3478A
PR R RO# 3554, 4 JAN 51.

ULNA _____ cm

RADIUS _____ cm

FEMUR _____ cm

TIBIA _____ cm

FIBULA _____ cm

- Missing

- Burned

- Fractured

- Shattered

SIGNATURE s/ R. MILLER

29 Dec. 1950

Proton blacked out is present and is BTB from Hohig

FR. VAN DUSEN, William D.
36612215

SKELETAL CHART

CHART "A-1"

(BLACK OUT PARTS OF BODY ~~RECEIVED~~ RECEIVED AT CEMETERY)

RIGHT

LEFT

St Avold
000-5-53

Note: see attached
Narrative to EO # 2595
effected 19 Oct 49

SKULL _____ Inc

STERNUM _____

HUMERUS _____ cm

HUMERUS _____ cm

ULNA _____ cm

RADIUS _____ cm

ULNA _____ cm

RADIUS _____ cm

R. RADIUS WAS CONSOL.
w/ CIL # 3478-B PER
EO # 355-4, 4 JAN 1951

FEMUR _____ cm

FEMUR _____ cm

TIBIA _____ cm

TIBIA _____ cm

FIBULA _____ cm





FIBULA _____ cm

Est. Age _____

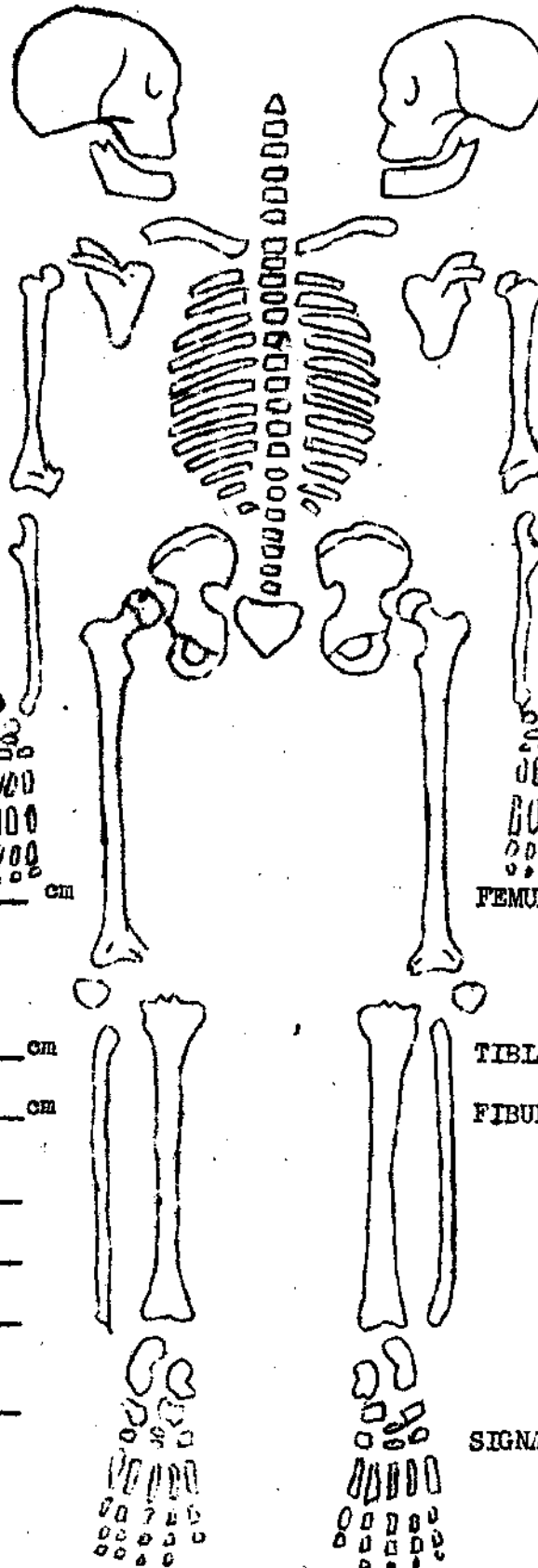
Est. Height _____

Color Hair _____

Healed Fractures _____

-  - Missing
-  - Burned
-  - Fractured
-  - Shattered

SIGNATURE s/ E.H. FIELDS



20 October 1949

NARRATIVE:

1. Upon processing the remains designated as VAN DUSEN, William D. and RASMUSSEN, F.M.J. it was found that a transposition of the torsos was necessary. Transposition was effected and substantiated by certain pertinent information on Forms 371.

2. The skull and mandible recovered from the remains of Ramussen do not compare favorably with Forms 371 of either of the remains concerned. Further the skull does not articulate favorably with the mandible. Therefore the skull and mandible were removed, placed in separate caskets, each assigned the following Unknown X-numbers. Skull- X-13217 and mandible X-13218. The teeth and other pertinent data from the remains of Van Dusen correspond accurately with Form 371.

3. The following CIL's were used:

CIL 3867, the L/tibia was placed with the remains of Rasmussen.

CIL 3478, the R/tibia & Fibula, the L/Fibula were placed with the remains of Van Dusen. This action was based on anthropological comparison of bones. Corrected copies of the used CIL's are forwarded herewith.

4. Balckout charts # 2 show final condition of remains.

/s/ Elijah H. Fields
Embalmer

E. O. # 2595

USMC St Avold, France


19 October 1949

The teeth recovered with the remains of Van Dusen correspond accurately with the FPDIF for Van Dusen.

The skull with maxilla intact, and mandible recovered from the remains of Rasmussen do not compare with the FPDIF for either Rasmussen or Van Dusen. Further, the mandible is too small and does not occlude or articulate with the skull recovered from Rasmussen. This mandible is too large and does not occlude or articulate with the skull of Van Dusen, whose mandible is missing.

See narrative on processing for disposition of remains.

/s/ Harold D. Wheeler



NOTE: See Narrative to EO # 2595 effected 19 Oct 49 attached converted copy of CIL # 3478 dtd 20 Oct 49

RECORD OF C.I.L. REMAINS

C.I.L. Number 3478 USMC ST AVOLD FRANCE
Additional (CIL) Remains Disinterred from Plot 000 Row 5 Grave 53

Remains Removed From:

Same Grave :	Name	<u>VAN DUSEN, WILLIAM D.</u>	ASN	<u>26612215</u>
Grave on Left :	Name	<u>THOMPSON, JOHN H.</u>	ASN	<u>32718032</u>
Grave on Right :	Name	<u>VASQUEZ, JAMES J.</u>	ASN	<u>36985965</u>
Grave in adjoining Row:				
At Head :	Name	<u>KORIY, GEORGE L. TR</u>	ASN	<u>0-702933</u>
At Foot :	Name	<u>ZLOTORZYNSKI, R. J.</u>	ASN	<u>36895451</u>

Brief Description of Remains : (Attached Skeletal Chart if warranted).

Extra anatomical parts segregated from case "VAN DUSEN" and designated St. AVOLD CIL # 3478.

Disposition of the Remains : (Storage Place)

Above ground storage St Avold Cemetery.

A certified true copy:

GEORGE J. SCHWADERER, CIP

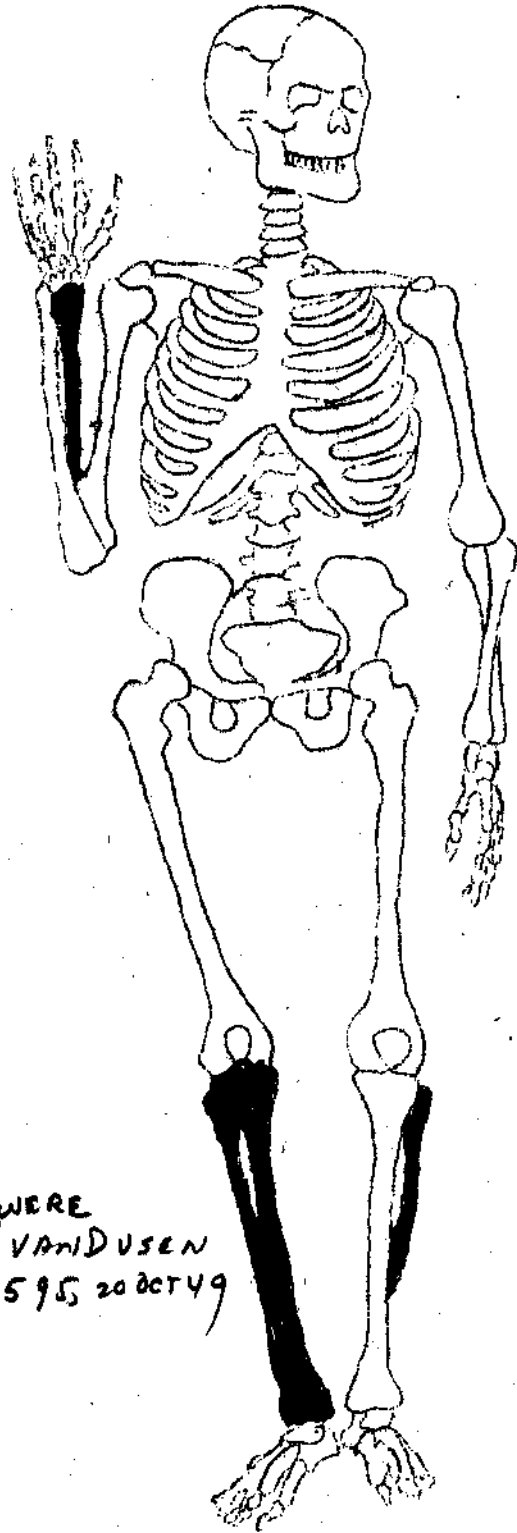
(Signature of Officer
verifying Report)

KENNETH W. DESCHENEUX
Captain Infantry

CIF 3478
USMC ST AVOID
FROM: VAN DUSEN W. D.
QQQ 5 53
1st November 1948

SKELETAL CHART

(BLACK OUT PARTS OF BODY [REDACTED] RECEIVED AT CEMETERY)



NOTE:
R. TIBIA
R. FIBULA
L. FIBULA WERE
CONSOL. W/ VAN DUSEN
PER EO# 2595 20 OCT 49

ELIMINATED

SKELETAL CHART

CHART "A-1"

(BLACK OUT PARTS OF BODY RECEIVED AT CEMETERY)

RIGHT

LEFT

NOTE

See attached Narrative to
CO # 2595 effect/
20 Oct 49

SKULL _____ Inc

STERNUM _____

HUMERUS _____ cm

HUMERUS _____ cm

ULNA _____ cm

RADIUS _____ cm

ULNA _____ cm

RADIUS _____ cm

PER RO # 3554, 4 JAN 1951
R. PELVIS AND R. ULNA
CONSOL. W/ CIL # 3478-B

PER RO # 3554, 4 JAN 1951,
L. PELVIS CONSOL W/
CIL # 3478-A

FEMUR _____ cm

FEMUR _____ cm

TIBIA _____ cm

FIBULA _____ cm

TIBIA _____ cm




FIBULA _____ cm

Est. Age _____

Est. Height _____

Color Hair _____

Healed Fractures _____

-  - Missing
-  - Burned
-  - Fractured
-  - Shattered

SIGNATURE /s/ E.H. FIELDS

Ind #4

20 October 1949

NARRATIVE:

1. Upon processing the remains designated as VAN DUSEN, William D. and RASMUSSEN, F.M.J. it was found that a transposition of the torsos was necessary. Transposition was effected and substantiated by certain pertinent information on forms 371.

2. The skull and mandible recovered from the remains of Rasmussen do not compare favorably with forms 371 of either of the remains concerned. Further the skull does not articulate favorably with the mandible. Therefore the skull and mandible were removed, placed in separate caskets, each assigned the following Unknown X-numbers. skull-X-13217 and mandible-X-13218. The teeth and other pertinent data from the remains of Van Dusen correspond accurately with form 371.

3. The following CIL's were used:

CIL 3867, the L/tibia was placed with the remains of Rasmussen.

CIL 3478, the R/tibia & Fibula, the L/Fibula were placed with the remains of Van Dusen. This action was based on anthropological comparison of bones. Corrected copies of the used CIL's are forwarded herewith.

4. Blackout charts # 2 show final condition of remains.

/s/t/ Elijah H. Fields
Embalmer

E.O. # 2595

USMC St Avoild, France

19 October 1949

The teeth recovered with the remains of Van Dusen correspond accurately with the FPDIF for Van Dusen.

The skull with maxilla intact, and mandible recovered from the remains of Rasmussen do not compare with the FPDIF for either Rasmussen or Van Dusen. Further, the mandible is too small and does not occlude or articualte with the skull recovered from Rasmussen. This mandible is too large and does not occlude or articulate with the skull of Van Dusen, whose mandible is missing.

See narrative on processing for disposition of remains.

/s/ Harold D. Wheeler

NOTE: See Narrative EO # 2595
effected 20 October 1949 at [redacted] hed to
corrected copy of EO # 3867 wtd 20 Oct 49

see corrected copy:
CIL # 3867 dtd 20 Oct 1947

RECORD OF C.I.L. REMAINS

C.I.L. Number 3867 USMC St Avold, France

Additional (CIL) Remains Disinterred from Plot QQQ Row 3 Grave 33

Remains Removed From:

Same Grave	:	Name	<u>Honig, Thomas R.</u>	ASN	<u>42178742</u>
Grave on Left	:	Name	<u>Rasmussen, Frank MT</u>	ASN	<u>36906065</u>
Grave on Right	:	Name	<u>Hatt, Melvin S.</u>	ASN	<u>33185111</u>

Grave in adjoining Row:

At Head	:	Name	<u>Sutherland, Harold C.</u>	ASN	<u>O-817862</u>
At Foot	:	Name	<u>Lenart, Casimer P.</u>	ASN	<u>O-828009</u>

Brief Description of Remains : (Attached Skeletal Chart if warranted).
Left Tibia, Right and left Pelvis - right Ulna

Disposition of the Remains : (Storage Place)

A certified true copy:

KENNETH W. DESCHENEAUX
Captain Infantry

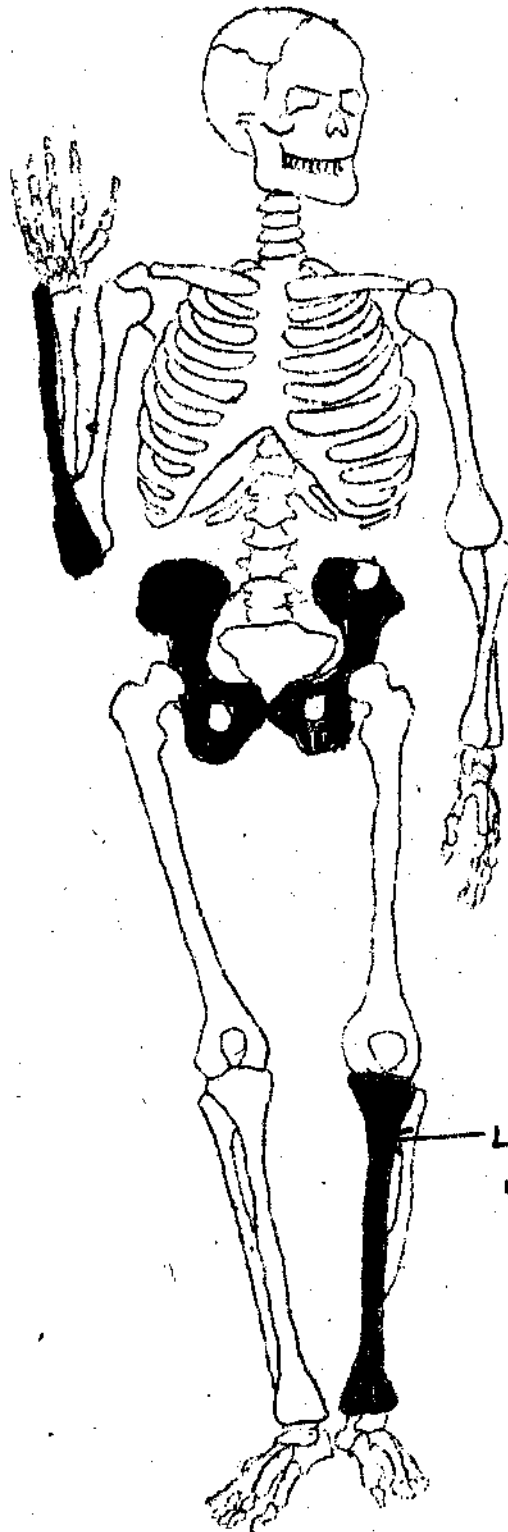
/s/t/ M.R. SWART, Capt, GMC

(Signature of Officer
verifying Report)

SKELLETAL CHART

(BLACK OUT PARTS OF BODY ■ RECEIVED AT CELETTRY)

See corrected copy
dtd 20 Oct 1949



L. TIBIA WAS CONSOL.
W/ RASMUSSEN
PER EO# 2595, 20 Oct 49.

3867