

FILE IDENTIFICATION TOPPER

FILE NUMBER

293. UNK. AGRS. MAUS Florence, Italy x 70013

SUBJECT

DDMG FORM 16 JUN 50 1947

ADJUSTMENT OF RECORDS ON X-NUMBER CASES

X-NUMBER OR NAME AND SERIAL NUMBER

X-70013

CEMETERY

AGRS Mans. Florence, Italy

PLOT

ROW

GRAVE

14

- APPROVED IDENTIFICATION
- CANCELLATION
- CONSOLIDATION
- REDESIGNATION
- NEW X-NUMBER
-

REMARKS

Identified as:

BAKER, Vernon A.

PTG

38036707

apl

Signal Unit #1, AINB/1
707 Graves Registration Detachment
APO 754 U.S. Army

14 May 1951

SUBJECT: Report of Investigation

FROM: Officer-in-Charge
Signal Unit #1, AINB/1
707 Graves Registration Detachment
APO 754, U.S. Army

TO: Commanding Officer
707 Graves Registration Detachment
APO 757 (Liege) U.S. Army

1. Based on Investigation Directive #609, I, with Sylvano Spisi, Native employee and driver proceeded on 11 April 1951 to Terelle, Italy, coordinates: 45.3 - 2.7, Sheet 17, Map of Italy, 1:200,000, for the purpose of recovering remains of World War II Deceased.

2. Upon arrival in Terelle, we contacted Guide Bianchi, who initially recovered the remains from their isolated grave locations. Bianchi informed us that in January 1951 while working for the Italian Ministry of Defense, searching for remains of German War Deceased, he discovered three (3) remains, believed to be American Nationality in isolated graves in the vicinity of La Corte and Teritola, Italy. Mr. Bianchi boxed the remains and placed them in the church basement of Terelle, awaiting final disposition.

3. We then proceeded to the church basement for examination of the remains. The remains no. one was in a metal casket, with one (1) identification tag inscribed:

a. MIA
32655700
MIA
2414 Stairway St.
Long Beach, Calif.

b. One (1) helmet
One (1) belt buckle, etc.
Several buttons.

4. The remains no. two was in a metal casket with two (2) identification tags inscribed:

a. MIA
32376468
MIA
637 Baltic St.
Brooklyn, N.Y.

Report of Investigation dated 14 May 1951 (cont'd)

- b. One (1) helmet, one (1) belt buckle G.I. Snaps from G.I. field equipment. Portions of G.I. overcoat. One (1) crucifix.

5. Remains no. three was in skeletal form with one (1) identification tag inscribed:

- a. ✓ VERNON A. BAKER
35036707 T 41-42 O
ALBIE BAKER
Lead Starr Mt.
Coats, Texas

- b. Several buttons from a G.I. overcoat.

- c. Remains from G.I. field equipment.

6. The remains of PFC George Cain and Walter McGrewer were removed from two separate isolated graves in the vicinity of Peritalia. The remains of PFC Vernon A. Baker were removed from an isolated grave in the vicinity of Le Coats (See attached sketch). He then proceeded to the isolated grave sites and made a thorough investigation of the graves and surrounding areas, however, nothing more was recovered.

7. The three remains were taken into custody and returned to Sub Unit 44, 7007 Graves Registration Detachment, Florence, Italy, for anthropological processing and casketing.

3 Incls:

- 1. Map sketch, isolated Graves
- 2. ID #6-5 w/incls.
- 3. Cost Report

WALTER J. WILSON
Sgt. #4 36203110
Investigator

AMERICAN GENES SERVICE
MEDITERRANEA LINE
APO 794 US ARMY

CENTRAL IDENTIFICATION POINT

REPORT OF INVESTIGATION

Paragraphs 1-17 and 19-21, Identification Data QIC 1044 and 1044b,
Paragraph 18 - Identification Dental Chart

C.I.F. Case No. _____

Date of Investigation 1 April 1951

Unknown American X- 70013

~~XXXXXXXXXXXX~~ AGRS MAUSOLEUM, FLORENCE, Italy: ~~XXXXXXXXXXXX~~ Grave 14

Place of Death _____ Date of Death _____

Map Reference _____ Sheet _____ Map of Italy _____

Other American Dead found in Same Area _____

Cause of Death _____

22. Description of Remains

Skeletal State

(If the remains have not been decomposed, attach to this form QIC Form 1042
completely filled out to physical characteristics.)

Calcanei, Tarsals, Patellae, Metatarsals, Phalanges

R Fibula I Fibula

R Tibia I Tibia

R Femur I Femur

LOWER EXTREMITIES (Give measurements of long bones).

Carpals, Metacarpals, Phalanges

R Radius I Radius

R Ulna I Ulna

R Humerus I Humerus

UPPER EXTREMITIES (Give measurements of long bones).

TRUNK

TOOTH CHART

HEAD

24. AGE ESTIMATED AT 21 24


BASED ON Sternal end of clavicle and shape and surface of symphysis

25. SUMMARY OF FINDINGS:

26. RECOMMENDATIONS:

A. Alexander Lenard

DR. ALEXANDER LENARD
Medical Doctor
University of Vienna


(Signature of Officer)

JOHN L. JACKS, JR.
Captain, QMC
Officer-in-Charge

IDENTIFICATION DATA

1. REMAINS OF UNKNOWN AMERICAN X-70013 : 2. DATE OF REPORT
 : : 14 May 1951
 : :
 3. NAME OF CEMETERY : 4. PLOT : 5. ROW : 6. GRAVE : 7. DATE OF
 : : : : :
 AGRS MAUSOLEUM, FLORENCE, ITALY : : 14 : DISIN- : REIN-
 : : : : :
 : : : : :
 : : : : :
 : : : : :

PHYSICAL DESCRIPTION

8. ESTIMATED : 9. ESTIMATED : 10. COLOR OF HAIR : 11. RACE
 WEIGHT : HEIGHT : : :
 : : : : :
 - : 5 - 10 : Unk. : White

12. GIVE DESCRIPTION OF ANY OFFICIAL IDENTIFICATION FOUND WITH REMAINS
 One identification tag found with the remains embossed as follows: VERNON A BAKER
 38036707 T1112 O
 Allie Baker
 Bend Star Rt.
 19123A, Texas P

13. GIVE DESCRIPTION OF TATOOS OR SCARS ON BODY AND/OR SUCH INFORMATION OBTAINED FROM OTHER SOURCES.

None

14. WAS BODY BURNED? : TO WHAT EXTENT?
 YES NO

15. WAS BODY MANGLED? : TO WHAT EXTENT?
 YES NO

16. DESCRIBE EVIDENCE OF HEALED FRACTURE AND BONE MALFORMATIONS

None

17. LIST EVERY ITEM OF CLOTHING, EQUIPMENT AND PERSONAL EFFECTS FOUND SHOWING THE TYPE, COLOR, SIZE, MARKINGS, SERVICE, ETC. (If laundry marks are indistinct such notation should be made and specimen forwarded through channels for examination when facilities are not available in the area).
 Buttons from G.I. overcoat. Snaps from G.I. field equipment.


CHART "A-1"

SKELETAL CHART

(BLACK OUT PARTS OF BODY NOT RECOVERED AT CENTURY)

RIGHT

LEFT



SKULL _____ Inc

STERNUM _____

HUMERUS 31.3 cm

HUMERUS 32.8 cm

ULNA 28.0 cm

ULNA 26.1 cm

RADIUS 25.7 cm

RADIUS 24.4 cm

FEMUR 47.0 cm

FEMUR 46.0 cm

TIBIA 41.5 cm

TIBIA 40 cm

FIBULA 31.7 cm

FIBULA 30.2 cm

Est. Age 21-24

Est. Height 5-10

Color Hair _____

Healed Fractures _____

- Missing
- Fused
- Fractured
- Shattered

SIGNATURE Alexander Lenard
 DR. ALEXANDER LENARD
 Medical Doctor
 University of Vienna

TOOTH CHART

14 May 1951

Date

Unknown American X-70013

N.A.

N.A.

N.A.

Last Name

N.A.

First

Initial

Grade

N.A.

Serial No.

Unit

Terelle, Italy

Place of Death

N.A.

Date of Death

Organisation

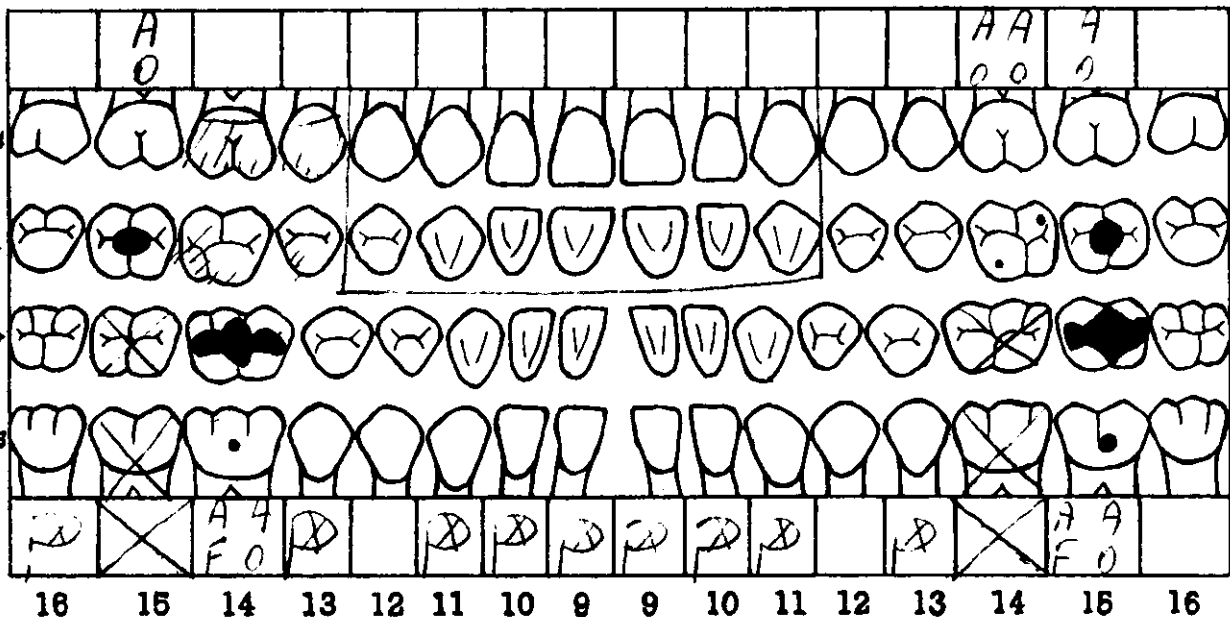
N.A.

Cause of Death

Right

Left

8 7 6 5 4 3 2 1 1 2 3 4 5 6 7 8



This dental chart is very important and should be filled in with great care. There are 32 teeth to be accounted for, as shown by the numbers on the chart. Beginning at the middle line in both upper and lower jaws, the teeth are arranged symmetrically on either side and classed as incisors (cutting teeth), cuspids or canines (tearing teeth), bicuspid (chewing teeth), and molars (principal chewing teeth). An examination should be made and findings charted to cover the following basic conditions: Lost teeth, crowned teeth, bridge work, fillings, caries (cavities of decay), dentures (plates), and any deformity of jaws found. See reverse side for illustrations.

8 I&R, 16 L are only starting to erupt; during lifetime they were probably covered by the gums. 5, 6R, chipped off as indicated.

ELDEN J ELLIS, Sgt. RA 36203110

Signature of Officer or other person who prepared Tooth chart

Verified by G. R. C. Officer

JOHN L JACKS, JR.

Captain, QIC
Officer-in-Charge

ADDITIONAL SPACE FOR FURTHER REMARKS

DENTURES (PLATES)... Draw diagram of relative size and shape of plate, block in teeth attached and indicate retaining clasps on natural teeth with the word "clasp"

		<p>CARIES (CAVITIES). Outline location and size of cavity, shade in thus :</p>
		<p>FILLINGS. Draw filling on tooth as accurately as possible (block in and label gold, silver, cement), thus :</p>
		<p>BRIDGE WORK... Block in solid the crown of tooth (label gold bridge, gold and porcelain bridge), thus :</p>
		<p>CROWNED TEETH... Block in solid the crown of tooth (label gold, porcelain, silver or gold and porcelain), thus :</p>
		<p>MISSING TEETH... All teeth missing through previous extraction (not those fractured or displaced by recent wounds) should be "X" 'd out and labeled, thus :</p>

HEADQUARTERS
7867 GRAVES REGISTRATION DETACHMENT
APO 757 (Here) US ARMY

ANTHROPOLOGICAL REPORT (continued)

Annex to GAO Form 1244 F
Unknown X-70013

2. CONCLUSIONS

- a. The remains of the following deceased should be individually identified as indicated:
 - (1)
 - (2)
 - (3)
 - (4)
 - (5)
 - (6)
 - (7)
 - (8)
 - (9)
 - (10)

- b. The remains of the following deceased should be considered a Group Burial:
 - (1)
 - (2)
 - (3)
 - (4)
 - (5)
 - (6)
 - (7)
 - (8)
 - (9)
 - (10)

3. ADDITIONAL COMMENTS

Due to the presence of identification tags, these remains are associated with those of Vernon A. Baker, however due to the absence of Form 371, this is not a recommendation.

DR. ALEXANDER LEONARD
Medical Doctor
University of Vienna


RESTRICTED

QMC Form 1042
(Rev. 1 Apr. 1948)
(Supersedes GRS Form 1, and
Rev. of 1 Apr. 45, which may be used.)

REPORT OF INTERMENT
(AR 30-1810 and AR 30-1815)

DATE OF REPORT
14 May 1951

Imprint Identification Tag If Possible.
DO NOT TYPE



Section 1.—IDENTIFICATION.

NAME (Last, first, middle initial) BAKER, VERNON A. UNKNOWN AMERICAN X-70013		SERIAL No. 38036707 Unk.
GRADE PFC Unk.	ORGANIZATION Unk.	BRANCH OF SERVICE Unk.
RACE Unk.	RELIGION Unk.	IF OTHER THAN U. S. DEAD, GIVE NAME OF COUNTRY USA

PLACE OF DEATH Terelle, Italy	CAUSE OF DEATH Unk.	DATE OF DEATH Unk.
---	-------------------------------	------------------------------

EMERGENCY ADDRESSEE (Name, relationship, and address)
Unk.

IDENTIFICATION TAGS FOUND ON BODY (1, 2, or none) One (1)	IF NO TAGS FOUND ON BODY, DESCRIBE MEANS OF IDENTIFICATION (If unidentified, fill in section 3 on reverse) One identification tag embossed: VERNON A BAKER See cov. B/R dtd 5 Jun 51 - apl 38036707 T1142 0 Ellie Baker Dend Star ht. Lometa, Texas P
WERE SUBSTITUTE TAGS PROVIDED? (Yes or no) No	COMPLETED TOOTH CHART ON QMC FORM 1045 ATTACHED HERETO <input type="checkbox"/> YES <input type="checkbox"/> NO

LIST PERSONAL EFFECTS FOUND ON BODY AND DISPOSITION OF SAME
None

Section 2.—BURIAL. If other than in established cemetery, furnish sketch and map coordinates on reverse.

NAME, NUMBER, COORDINATES, AND LOCATION OF CEMETERY

AGRS MAUSOLEUM, FLORENCE, ITALY

DATE OF BURIAL	HOUR	BURIED IN (Shroud, blanket, or name of other)	TYPE OF GRAVE MARKER	PLOT No.	ROW No.	GRAVE No.
N.A.	N.A.	N.A.	N.A.	N.A.	N.A.	14

WAS THIS A REBURIAL? (Yes or no)	IF A REBURIAL, INDICATE NAME, NUMBER, COORDINATES OF PREVIOUS CEMETERY, AND LOCATION OF GRAVE	PLOT No.	ROW No.	GRAVE No.
	Remains recovered from an isolated grave in the vicinity of Terelle, Italy			

TYPE OF RELIGIOUS CEREMONY	PERSON CONDUCTING BURIAL RITES	IF IDENTIFICATION TAGS NOT USED, DESCRIBE IDENTIFICATION DATA AND CONTAINERS BURIED WITH BODY
Unk.		

IDENTIFICATION TAG BURIED WITH BODY (Yes or no)	IDENTIFICATION TAG ATTACHED TO MARKER (Yes or no)
No	No

BODY BURIED ON DECEASED LEFT, NAME (Last, first, middle initial)	RANK	SERIAL No.	ORGANIZATION	GRAVE No.
UNKNOWN AMERICAN X-70012				13

BODY BURIED ON DECEASED RIGHT, NAME (Last, first, middle initial)	RANK	SERIAL No.	ORGANIZATION	GRAVE No.
UNKNOWN AMERICAN X-70013				15

SIGNATURE OF PERSON PREPARING REPORT: **ELLEN J ELLIS, Sgt. RA 36203110**

SIGNATURE OF GRS OFFICER VERIFYING REPORT: **John L. Jacks, Jr., Capt. QMC., OIC**

DISTRIBUTION OF REPORT: Signed original for U. S. and allied dead, signed original and one copy for enemy dead, to the Quartermaster General through Headquarters GRS Officer. Copies for retention in theater as prescribed by theater commander.

RESTRICTED

NAT
Records amended
F-114
28 Jun 51
J. B. [unclear]

NAN
1142
1142
1142

Ind 43

Section 3.—UNIDENTIFIED REMAINS.

INSTRUCTIONS:

(a) Great care will be taken to record the most minute clues for the future identity of unidentified remains. Fill in anatomical characteristics below, and any other clues under "Other," such as shoe size, social security number; position of body found in airplanes, vehicles, and tanks; and serial numbers of airplanes, vehicles, and tanks.

(b) A fingerprint, or prints, are the most valuable of all clues. Imprint all fingers and thumbs in the chart at left, or as many as possible. If no fingerprint or prints can be secured, the condition of each and every tooth will be indicated on the tooth chart in accordance with diagram below. Tooth chart will not be accomplished if one or more fingerprints are secured.

HEIGHT	WEIGHT	COLOR OF EYES	COLOR OF HAIR	BIRTHMARKS, SCARS, OR TATTOOS
WEAPON AND SERIAL No.		LAUNDRY MARKS		WHERE BODY WAS BURIED OR FOUND

OTHER IDENTIFICATION CLUES

FURNISH SKETCH AND MAP REFERENCE AND COORDINATES FOR BURIAL IN OTHER THAN ESTABLISHED CEMETERY

RESTRICTED
1 JUN 1951



REMARKS:

LEFT LITTLE FINGER
LEFT RING FINGER
LEFT MIDDLE FINGER
LEFT INDEX FINGER
LEFT THUMB
RIGHT THUMB
RIGHT INDEX FINGER
RIGHT MIDDLE FINGER
RIGHT RING FINGER
RIGHT LITTLE FINGER