

RECORDS OF CIL REMAINS

CIL NUMBER _____ USMC _____

Additional (CIL) Remains disinterred from Plot _____ Row _____ Grave _____

Remains removed from:

Same Grave: Name _____ ASN _____

Grave on left: Name _____ ASN _____

Grave on right: Name _____ ASN _____

Grave in adjoining Row:

At Head: Name _____ ASN _____

At Foot: Name _____ ASN _____


Brief Description of Remains: (Attach skeletal chart if warranted)

Disposition of the Remains: (Storage Place)

[Handwritten Signature]
(Signature of Officer
verifying Report)

*E. A. Field
20 Jan '56*

S K E L E T A L C H A R T

(BLACK OUT PARTS OF BODY  PRESENT)

SR 1019

(A) B


Now 612 5272

Heerstrasse

VIII - B - 26

Deberitz

1-8-11



HUMERUS _____

ULNA _____

RADIUS _____

FEMUR _____

TIBIA 41.2 cm

FIBULA _____

NOTES

BLACKED
OUT
PORTIONS
ARE
PRESENT

EST. AGE 25-30

EST. HEIGHT 71 3/4"

COLOR HAIR None

HEALED FRACTURES No

FLESH None

BURNED No

EST. WEIGHT Heavy

Race - white

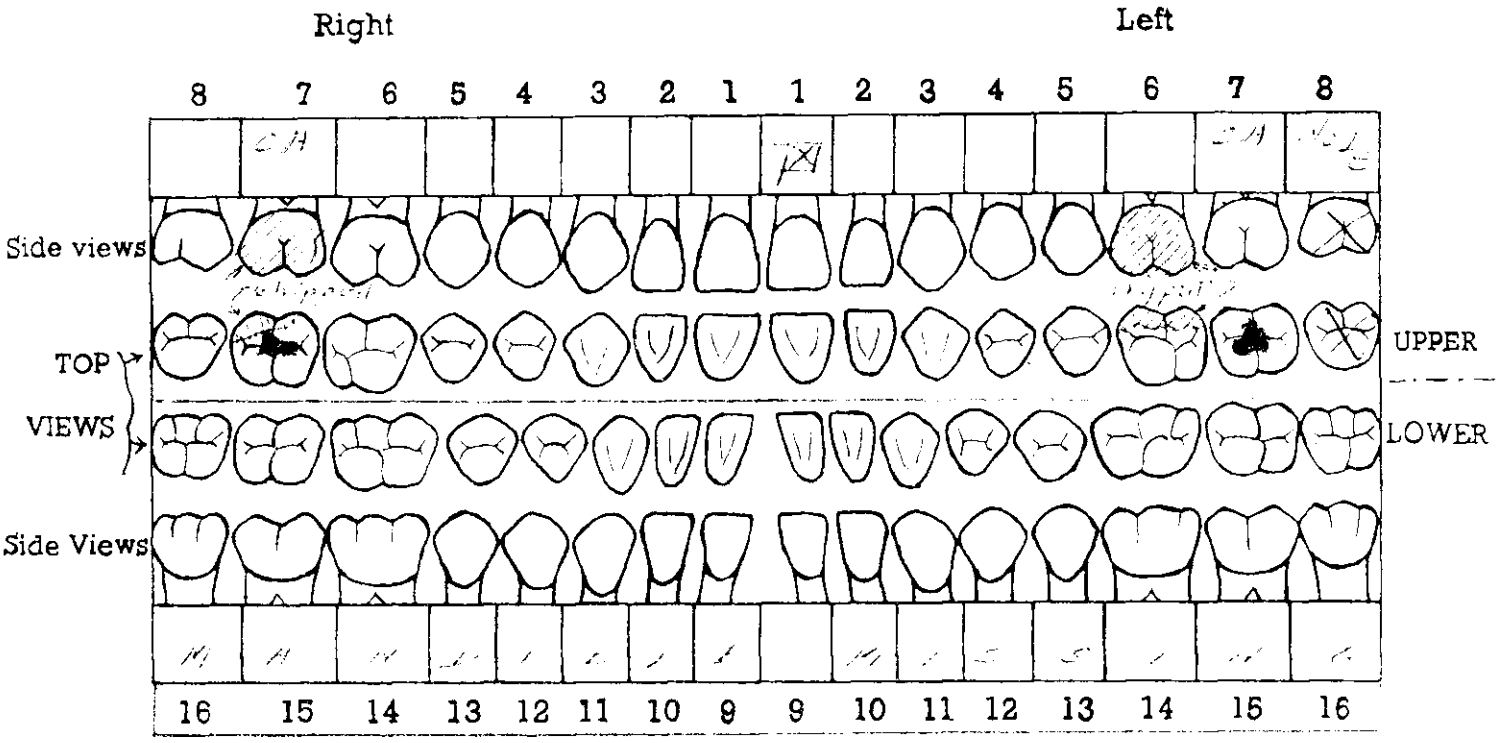
SIGNATURE W. H. H. H.

DATE 7 August 55

TOOTH CHART

DR 1019 (A)
 HOW 812 5072
 11 August 1945
 Date

Last Name	First	Initial	Grade	Serial No.
Unit			Organization	
Place of Death		Date of Death		Cause of Death



This dental chart is very important and should be filled in with great care. There are 32 teeth to be accounted for, as shown by the numbers on the chart. Beginning at the middle line in both upper and lower jaws, the teeth are arranged symmetrically on either side and classed as incisors (cutting teeth), cuspids or canines (tearing teeth), bicuspids (chewing teeth), and molars (principal chewing teeth). An examination should be made and findings charted to cover the following basic conditions: Lost teeth, crowned teeth, bridge work, fillings, caries (cavities of decay), dentures (plates), and any deformity of jaws found. See reverse side for illustrations.

Size - Average
 color - fair
 Restorations - missing
 Wears - 18 unaccepted, impacted, fractured
 Alignment - excellent
 wear - light
 catenches - very tight

Signature of Officer or other person who prepared Tooth chart

Verified by G. R. C. Officer