

HEADQUARTERS
USAREUR QM MORTUARY SERVICE DETACHMENT, 7770TH ARMY UNIT
APO 757 NEW YORK

MTS 293 GR

28 February 1956

SUBJECT: Record of CIL Remains

TO: The Quartermaster General
Washington 25, D. C.

1. Forwarded herewith are Identification Laboratory Reports, dated 25 February 1955, pertaining to the recovery of remains designated SR 584 A, B and C.

2. Upon processing it was found that SR 584-A are additional portions of F/O Arthur H Richards, T-122885, whose remains are now permanently interred in the United States Military Cemetery, Hamm, Luxembourg. Portions SR 584-B are considered favorable for T/Sgt James E WOODGATE, 36102445, only unresolved casualty of aircraft 42-95717, based on process of elimination. However, insufficient portions exist on which identification can be based. Portions SR 584-C are considered portions of S/Sgt John T POSHEFCO, 33112429, whose remains are now permanently interred in the United States Military Cemetery, Hamm, Luxembourg.

3. In view of the above partial remains SR 584 A, B and C were designated CIL number 5068 A, B and C respectively. Attached hereto are Records of CIL Forms.

3 Incls

1. Record of CIL Remains
5068-A w/Lab Rpt
2. Record of CIL Remains
5068-B w/Lab Rpt
3. Record of CIL Remains
5068-C w/Lab Rpt

S. GIBBS
Maj QMC
Commanding

SR # 58L (A)

IDENTIFICATION DATA

1. REMAINS UNKNOWN <i>Red identified CIL 568A</i>			2. DATE OF REPORT <i>25 February 1955</i>		
3. NAME OF CEMETERY	4. PLOT	5. ROW	6. GRAVE	7. DATE OF DISINTERMENT REINTERMENT	

PHYSICAL DESCRIPTION

8. ESTIMATED Age <i>22 - 26</i>	9. ESTIMATED HEIGHT <i>U.T.D.</i>	10. COLOR OF HAIR <i>None</i>	11. RACE <i>U.T.D.</i>
------------------------------------	--------------------------------------	----------------------------------	---------------------------

12. GIVE DESCRIPTION OF ANY OFFICIAL IDENTIFICATION FOUND WITH REMAINS

None

13. GIVE DESCRIPTION OF TATTOOS OR SCARS ON BODY AND/OR SUCH INFORMATION OBTAINED FROM OTHER SOURCES

None

14. WAS BODY BURNED? TO WHAT EXTENT?
 YES NO

15. WAS BODY MANGLED? TO WHAT EXTENT?
 YES NO

16. DESCRIBE EVIDENCE OF HEALED FRACTURES AND BONE MALFORMATIONS

None

17. LIST EVERY ITEM OF CLOTHING, EQUIPMENT AND PERSONAL EFFECTS FOUND, SHOWING THE TYPE, COLOR, SIZE, MARKINGS, SERVICE, ETC. (If laundry marks are indistinct such notation should be made and specimen forwarded through channels for examination when facilities are not available in the area)

WESLEY A. MEEF: Ident Lab Technician

E. BREITINGER : Prof of Anthropology

SKELETAL CHART


(BLACK OUT PARTS OF BODY PRESENT)

SR 584 (A)

Redesignated
CIL 5068A

120 pt 55

DA 150920
24 FEB 55



NOTES

BLACKED
OUT
PORTIONS
ARE
PRESENT

HUMERUS _____ OK

ULNA _____ OK

RAIUS _____ OK

FEMUR _____ OK

TIBIA _____ OK

FIBULA _____ OK

EST. AGE 22-26

EST. HEIGHT U.T.D.

COLOR HAIR: None

HEALED FRACTURES None

FLESH None

BURNED No

EST. WEIGHT Heavy

SIGNATURE W.A. Hoop

DATE 24 February 55

TOOTH CHART

VRS SR 244
NEW BR 5068A

25 January 55
Date

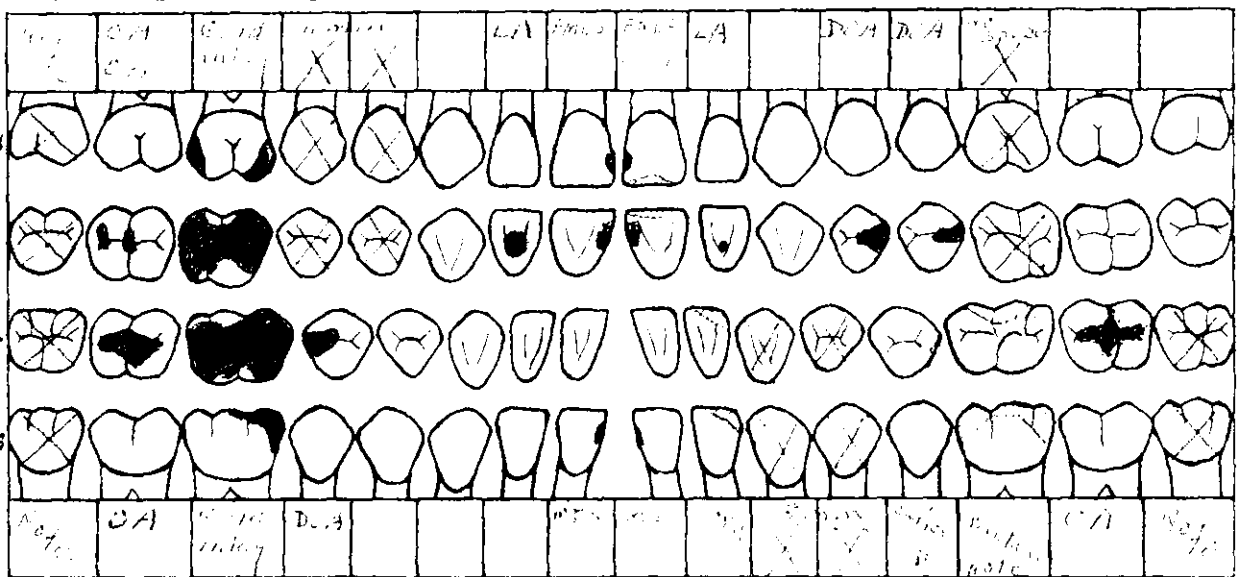
Last Name	First	Initial	Grade	Serial No.
Unit			Organization	

Place of Death Date of Death Cause of Death

Right

Left

8 7 6 5 4 3 2 1 1 2 3 4 5 6 7 8



16 15 14 13 12 11 10 9 9 10 11 12 13 14 15 16

This dental chart is very important and should be filled in with great care. There are 32 teeth to be accounted for, as shown by the numbers on the chart. Beginning at the middle line in both upper and lower jaws, the teeth are arranged symmetrically on either side and classed as incisors (cutting teeth), cuspids or canines (tearing teeth), bicuspid (chewing teeth), and molars (principal chewing teeth). An examination should be made and findings charted to cover the following basic conditions: Lost teeth, crowned teeth, bridge work, fillings, caries (cavities of decay), dentures (plates), and any deformity of jaws found. See reverse side for illustrations.

*See - Lower
Upper - 14
spaces R & S none
D.C. none
D.C. none
(Upper anterior spaces occupied)
None R & L and none unoccupied
None R & L and none unoccupied*

[Signature]
Signature of Officer or other person who prepared Tooth chart

Verified by G. R. C. Officer

Conclusion - Very Poor
ET FORM 1-22 (29 AUG. 45)
OLD GRAVE REGISTRATION FORM 2-A)

*note 2 14 Probably had a gold inlay
bridge on R & and R 7*

HEADQUARTERS
USAREUR QM MORTUARY SERVICE DETACHMENT, 7770TH ARMY UNIT
APO 757 US ARMY

25 February 1955

INVESTIGATION DIRECTIVE: 1195
PROCESSING DIRECTIVE : 293
REMAINS PROCESSED : SR # 584 A, B and C.

IDENTIFICATION LABORATORY REPORT

1. Search and Recovery Case # 584 pertains to partial remains recently recovered from the cemetery at Hartmannsdorf (M-51/J-96) Germany. German records indicate subject grave site contained four (4) casualty crew members of A/C F-17 G # 42-95717 which crashed 24 August 1944 near Hartmannsdorf. To date three (3) of the above four (4) crewmembers have been recovered from the cemetery at Hartmannsdorf as follows:

Unknown X-81	Grand Faily as	RICHARDS, Arthur H.	T-122 885	F/O
Unknown X-99	Grand Faily as	RISHEIKO, John T.	33 112 429	S/Sgt
Unknown X-179	St. Avold as	DRUMMOND, Julius H.	O-749 762	2/Lt

The remains of T/Sgt James H. WOODGATE, the fourth (4th) crewmember have never been recovered and/or identified.

2. The recent re-investigation of the grave site at Hartmannsdorf revealed the presence of an ID tag for "JAMES WOODGATE 36102445" and partial remains which have been segregated into cases SR 584 A, B and C representing portions of at least three (3) deceased. Associations between subject portions and the crew members are indicated below:

	<u>AGE</u>	<u>HEIGHT</u>	<u>WEIGHT</u>	<u>HAIR</u>	<u>SHOE</u>
SR 584 A	Abrx 25	U.T.D.	Heavy	None	---
F/O RICHARDS	---	71 3/4"	175	Black	10 D

Major portions of the skull are present with complete maxilla and mandible. The teeth compare excellently with dental records for F/O RICHARDS. Also present are hand and finger bones which are heavy and strong and conform to the heavy bone structure of skull portions for F/O RICHARDS. An examination of the skeletal chart available for F/O RICHARDS (X-81 Grand Faily) indicates the complete skull, all hand bones and several foot bones are missing.

(Identification Laboratory Report, dated 25 February 1955, cont'd)

SR 584 B	23-28	U.T.D.	Med. Lt.	None	9 - 9 1/2
2/Lt DRUMMOND	22-23	70"	170	Brown	---
T/Sgt WOODGATE	26-27	68"	---	Brown	9 1/2 D

Major portions of the skull are present but there are no teeth. This skull is of lighter construction than in cases "A" and "C". Also present are the fourth (4th) right metacarpal and adjacent phalange, a right talus and second metatarsal left foot. These hand and foot portions are also smaller than in cases "A" and "C". The foot bones are comparable to size 9 or 9 1/2 which is in agreement with the size 9 1/2 D indicated for T/Sgt WOODGATE.

The foot bones appear to be best associated with T/Sgt WOODGATE because of the agreement in size and the fact that foot bones are shown as present on the skeletal chart for 2/Lt DRUMMOND and the talus is shown as present on the skeletal chart for F/C RICHARDS. In addition, foot bones estimated as size 10 1/2 to 11 are present in case "C" which can only be associated with S/Sgt POSHEFKO (see details below).

SR 584 C	Over 20	U.T.D.	Med. Hvy	None	10 1/2 - 11
S/Sgt POSHEFKO	25	---	---	---	---

Two skull portions, several hand bones, distal half right tibia with articulating talus and calcaneus and the five metatarsal bones of the right foot are present with this case.

These portions are consolidated as case "C" because of the similarity in size, weight and coloration. There is no skeletal chart available for the remains identified as S/Sgt POSHEFKO but this case is best associated with him by the process of elimination. The portions are negative for an association with T/Sgt WOODGATE and are shown as present in the charts for F/C RICHARDS and 2/Lt DRUMMOND.

3. The finding of an ID tag for T/Sgt WOODGATE as well as skeletal portions which are favorable for subject deceased indicates he was buried with the three (3) associated crew members as noted in German Records. It would seem then that the remains of T/Sgt WOODGATE were removed from Hartmannsdorf at the same time the three (3) identified crew members were disinterred and is now buried as an Unknown.

Wesley A. Kemp
WESLEY A. KEMP
US DAC GS-7
Identification Technician

E. Embertger
E. EMBERTGER
Professor, Institute of Anthropology
University of Frankfurt
Frankfurt/Main, Germany

SR # 584 (B)

IDENTIFICATION DATA

1. REMAINS OF UNKNOWN <i>Reassigned 311 5008 B</i>				2. DATE OF REPORT <i>25 February 1955</i>	
3. NAME OF CEMETERY		4. POST	5. POW	6. GRAVE	7. DATE OF DISINTERMENT
					REINTERMENT

PHYSICAL DESCRIPTION

8. ESTIMATED XXXX Age <i>23 - 28</i>	9. ESTIMATED HEIGHT <i>U.T.D.</i>	10. COLOR OF HAIR <i>None</i>	11. RACE <i>U.T.D.</i>
--	--------------------------------------	----------------------------------	---------------------------

12. GIVE DESCRIPTION OF ANY OFFICIAL IDENTIFICATION FOUND WITH REMAINS

None

13. GIVE DESCRIPTION OF TATTOOS OR SCARS ON BODY AND/OR SUCH INFORMATION OBTAINED FROM OTHER SOURCES

None

14. WAS BODY BURNED? TO WHAT EXTENT?
 YES NO

15. WAS BODY MANGLED? TO WHAT EXTENT?
 YES NO

16. DESCRIBE EVIDENCE OF HEALED FRACTURES AND BONE MALFORMATIONS

None

17. LIST EVERY ITEM OF CLOTHING, EQUIPMENT AND PERSONAL EFFECTS FOUND, SHOWING THE TYPE, COLOR, SIZE, MARKINGS, SERVICE, ETC. (If laundry marks are indistinct such notation should be made and specimen forwarded through channels for examination when facilities are not available in the area)

WESLEY A. NEUF: Ident Lab Technician


E. BRITINGEN: Prof of Anthropology

SKELETAL CHART

(BLACK OUT PARTS OF BODY PRESENT)

SR 584 B

Redacted
111 508 B
1207 55
Per DA 58429
17a. 5 27 55



NOTE:
BLACKED
OUT
PORTIONS
ARE
PRESENT

HUMERUS _____ ON

ULNA _____ ON

RADIUS _____ ON

FEMUR _____ ON

TIBIA _____ ON

FIBULA _____ ON

EST. AGE 23-28

EST. HEIGHT —

COLOR HAIR None

HEALED FRACTURES None

FLESH None

TORNED No

EST. WEIGHT Med. Light

SIGNATURE W.A. Huff

DATE 23 February 55

0000
0000
0000
0000
0000
0000
0000
0000

0000
0000
0000
0000
0000
0000
0000
0000

0000
0000
0000
0000
0000
0000
0000
0000

0000
0000
0000
0000
0000
0000
0000
0000

25 February 1955

IDENTIFICATE EFFORTIVE: 1196
PAC SSTN IDENTIVE : 293
REMAINS PROCESSED : SF # 50) A, F and G.

IDENTIFICATE EFFORTIVE REPORT

1. Search and Recovery Case # 30) pertains to partial remains recently recovered from the cemetery at Hartmannsdorf (E-51/J-96) Germany. German records indicate subject grave site contained four (4) casualty crew members of A/C 4-17 G # 42-25717 which crashed 20 August 1944 near Hartmannsdorf. To date three (3) of the above four (4) crewmembers have been recovered from the cemetery at Hartmannsdorf as follows:

Unknown X-01 Grand Valley as RICHARDS, Arthur H. T-122 835 1/C
Unknown X-09 Grand Valley as PISNEFEC, John T. 33 112 429 S/Sgt
Unknown X-179 St. Avold as DUBROWD, Julius A. O-749 762 2/Lt

The remains of T/Sgt James W. DEATH, the fourth (4th) crewmember have never been recovered and/or identified.

2. The recent re-investigation of the grave site at Hartmannsdorf revealed the presence of an ID tag for "JAMES W. DEATH 36102)45" and partial remains which have been segregated into cases SF 50) A, F and G representing portions of at least three (3) deceased. Association between subject portions and the crew members are indicated below:

	<u>AGE</u>	<u>HEIGHT</u>	<u>WEIGHT</u>	<u>HAIR</u>	<u>SCAR</u>
SF 50) A	Approx 25	5'9".	Heavy	None	---
1/17 DEATH	---	71 3/4"	175	Black	10 J

Major portions of the skull are present with complete maxilla and mandible. The teeth compare excellently with dental records for F/ RICHARDS. Also present are hand and finger bones which are heavy and strong and compare to the heavy bone structure of skull portions for F/ RICHARDS. An examination of the dental chart available for F/ RICHARDS (X-01 Grand Valley) indicates the complete skull, all hand bones and several foot bones are missing.

(Institution) ... 1955, ...

23-28
24-25
26-27

The ... of the ... bones ...
 ... of the ... bones ...
 ... of the ... bones ...
 ... of the ... bones ...
 ... of the ... bones ...

The ... of the ... bones ...
 ... of the ... bones ...
 ... of the ... bones ...
 ... of the ... bones ...
 ... of the ... bones ...

...
...

The ... of the ... bones ...
 ... of the ... bones ...
 ... of the ... bones ...

These portions are ...
 ... of the ... bones ...
 ... of the ... bones ...
 ... of the ... bones ...

The ... of the ... bones ...
 ... of the ... bones ...
 ... of the ... bones ...

Walter A. Speer
 Identification Technician
 ...

W. B. ...
 ...
 ...

SR # 584 (C)

IDENTIFICATION DATA

1. REMAINS UNKNOWN <i>Red-stained Oil Stains</i>				2. DATE OF REPORT 25 February 1955	
3. NAME OF CEMETERY			4. ROW	5. GRAVE	7. DATE OF DISINTERMENT REINTERMENT

PHYSICAL DESCRIPTION

8. ESTIMATED SEXUAL Age over 20	9. ESTIMATED HEIGHT U.T.D.	10. COLOR OF HAIR None	11. RACE U.T.D.
---	-------------------------------	---------------------------	--------------------

12. GIVE DESCRIPTION OF ANY OFFICIAL IDENTIFICATION FOUND ON THE REMAINS

None

13. GIVE DESCRIPTION OF TATTOOS OR SCARS ON BODY AND/OR SUCH INFORMATION OBTAINED FROM OTHER SOURCES

NONE

14. WAS BODY BURNED? TO WHAT EXTENT?
 YES NO

15. WAS BODY MANGLED? TO WHAT EXTENT?
 YES NO

16. DESCRIBE EVIDENCE OF HEALED FRACTURES AND BONE MALFORMATIONS

None

17. LIST EVERY ITEM OF CLOTHING, EQUIPMENT AND PERSONAL EFFECTS FOUND, SHOWING THE TYPE, COLOR, SIZE, MARKINGS, SERVICE, ETC. (If laundry marks are indistinct such notation should be made and specimen forwarded through channels for examination when facilities are not available in the area)

WESLEY A. NEBP: Ident Lab Technician

E. BREITINGER : Prof of Anthropology

SKELETAL CHART

(BLACK OUT PARTS OF BODY PRESENT)

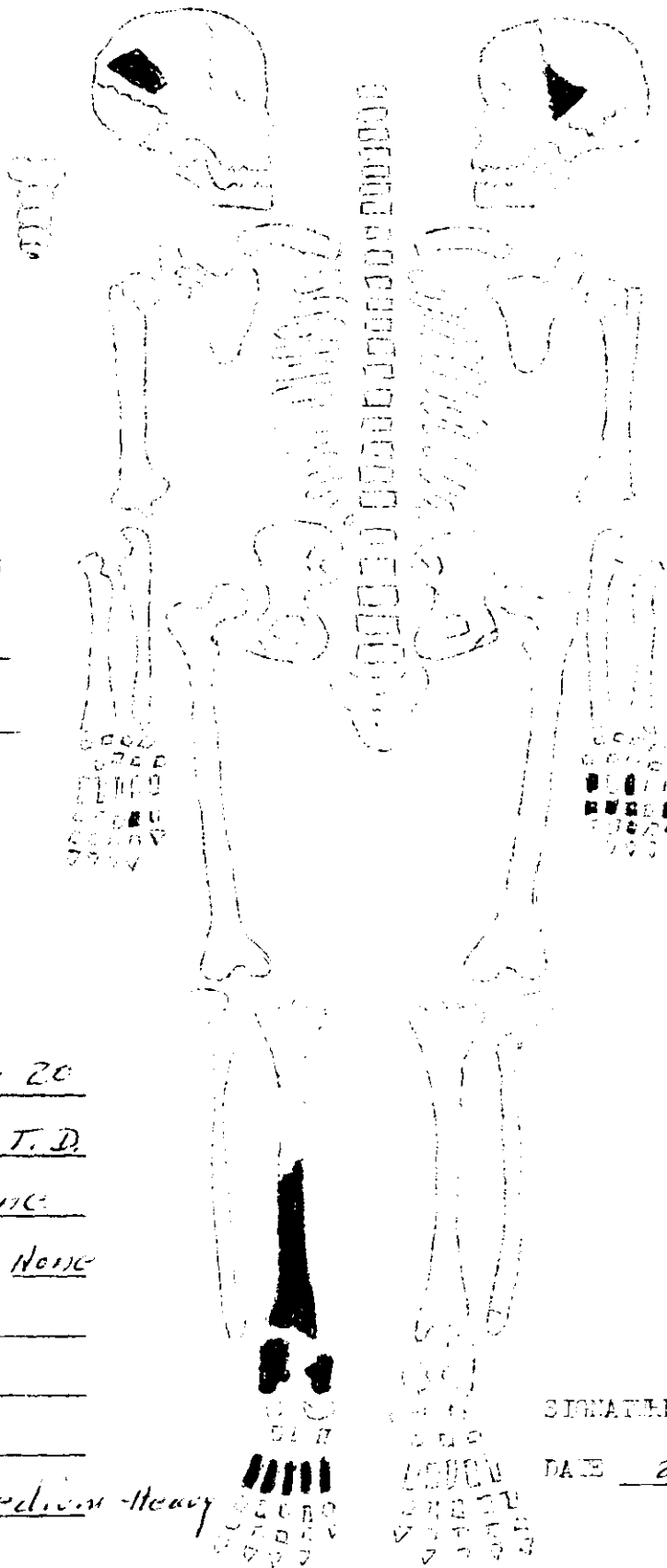
-SR 584 (E)

Re-identified
 CIV 5008 E

12 Oct 55

Mo. DA 353449

11d 5 Oct 55



NOTE:

BLACKED
 OUT
 PORTIONS
 ARE
 PRESENT

HUMERUS _____ CM

ULNA _____ CM

RAI TUC _____ CM

FEMUR _____ CM

TIBIA _____ CM

FIBULA _____ CM

EST. AGE Over 20

EST. HEIGHT U. T. D.

COLOR HAIR None

HEALED FRACTURES None

FLESH None

FURNEE No

EST. WEIGHT Medium Heavy

SIGNATURE W. A. Hoop

DATE 24 February 55

1. The first of these is the fact that the... (faint text)

... (faint text)

... (faint text)

... (faint text)

... (faint text)

... (faint text)

... (faint text)

... (faint text)

... (faint text)

... (faint text)

... (faint text)

... (faint text)

... (faint text)

... (faint text)

... (faint text)

... (faint text)

... (faint text)

... (faint text)

... (faint text)

... (faint text)

... (faint text)

1. The first part of the report is devoted to a description of the experimental conditions. The second part contains the results of the measurements. The third part is a discussion of the results. The fourth part is a conclusion.

The first part of the report is devoted to a description of the experimental conditions. The second part contains the results of the measurements. The third part is a discussion of the results. The fourth part is a conclusion.

The first part of the report is devoted to a description of the experimental conditions. The second part contains the results of the measurements. The third part is a discussion of the results. The fourth part is a conclusion.

2. The second part of the report is devoted to a description of the experimental conditions. The third part contains the results of the measurements. The fourth part is a discussion of the results. The fifth part is a conclusion.

The second part of the report is devoted to a description of the experimental conditions. The third part contains the results of the measurements. The fourth part is a discussion of the results. The fifth part is a conclusion.

The second part of the report is devoted to a description of the experimental conditions. The third part contains the results of the measurements. The fourth part is a discussion of the results. The fifth part is a conclusion.

3. The third part of the report is devoted to a description of the experimental conditions. The fourth part contains the results of the measurements. The fifth part is a discussion of the results. The sixth part is a conclusion.

James H. Hayes
 Director, National Bureau of Standards

A. J. Trautinger
 Director, National Bureau of Standards