

111

993 Wake-Frankfort Mass. (Plot #508)

RECORDS OF CIL REMAINS

11

CIL NUMBER 2201 USMC 71st Regt

Additional (CIL) Remains disinterred from Plot      Row      Grave     

Remains removed from:     

Side Grave: Name      ASK     

Grave on left: Name      ASK     

Grave on right: Name      ASK     

Grave in adjoining Row

At Head: Name      ASK     

At Feet: Name      ASK     

Brief Description of Remains: (attach skeletal chart if warranted)

Fragment w/ skull, Dist. 1/5 W/ skull, Dist. 1/5 Dist. tip of  
1/5 skull.

Disposition of the Remains: (Storage Place)

Interred at Ft. Belvoir, Dist. 1/5

W. A. Keefe  
(Signature of Officer  
verifying Report)

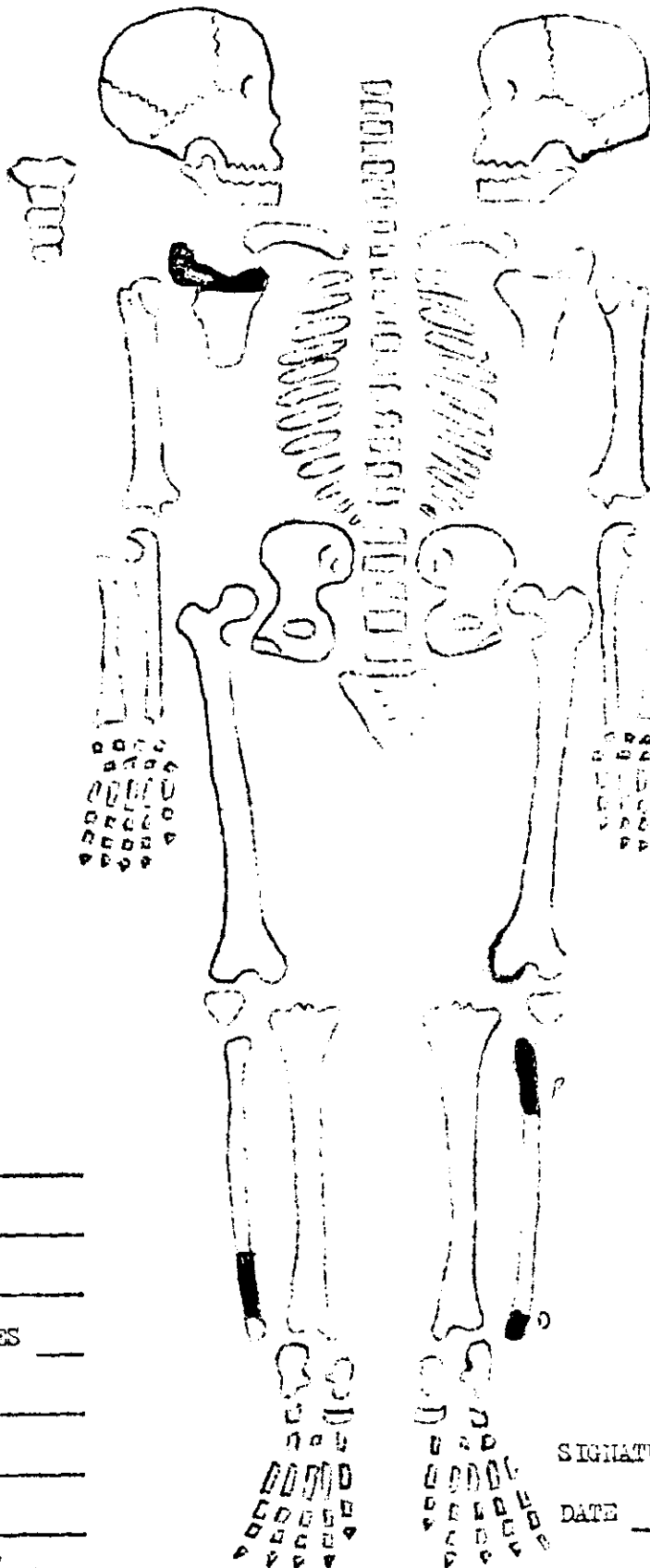
E. A. Field  
24 Jan 56

SKELETAL CHART

(BLACK OUT PARTS OF BODY  PRESENT)

CIL  
5081

From X-4837 B  
Neville



HULERUS \_\_\_\_\_ cm.

ULNA \_\_\_\_\_ cm.

RADIUS \_\_\_\_\_ cm.

FEMUR \_\_\_\_\_ cm.

TIBIA \_\_\_\_\_ cm.

FIBULA \_\_\_\_\_ cm.

NOTE:

BLACKED  
OUT  
PARTIONS  
ARE  
PRESENT

EST. AGE \_\_\_\_\_

EST. HEIGHT \_\_\_\_\_

COLOR HAIR \_\_\_\_\_

TRAILED FRACTURES \_\_\_\_\_

PLESK \_\_\_\_\_

BURNED \_\_\_\_\_

EST. WEIGHT Heavy

SIGNATURE M. J. [Signature]

DATE 2 Nov. 55

# IDENTIFICATION DATA

1. REMAINS OF UNKNOWN <span style="font-size: 2em; margin-left: 100px;">X-4837 B</span>				2. DATE OF REPORT <span style="font-size: 1.5em; margin-left: 50px;">16 Nov 55</span>	
3. NAME OF CEMETERY <span style="font-size: 1.5em; margin-left: 20px;">Neuville-en-Condroz</span>		4. PLOT	5. ROW	6. GRAVE	7. DATE OF DISINTERMENT      REINTERMENT

## PHYSICAL DESCRIPTION

8. ESTIMATED AGE <span style="font-size: 1.2em;">18-19</span>	9. ESTIMATED HEIGHT <span style="font-size: 1.2em;">U.T.D.</span>	10. COLOR OF HAIR <span style="font-size: 1.2em;">None</span>	11. RACE
--	--	--	----------

12. GIVE DESCRIPTION OF ANY OFFICIAL IDENTIFICATION FOUND WITH REMAINS

None

13. GIVE DESCRIPTION OF TATTOOS OR SCARS ON BODY AND/OR SUCH INFORMATION OBTAINED FROM OTHER SOURCES

None

14. WAS BODY BURNED?	TO WHAT EXTENT?
<input checked="" type="checkbox"/> YES <input type="checkbox"/> NO	

15. WAS BODY MANGLED?	TO WHAT EXTENT?
<input type="checkbox"/> YES <input type="checkbox"/> NO	

16. DESCRIBE EVIDENCE OF HEALED FRACTURES AND BONE MALFORMATIONS

None

17. LIST EVERY ITEM OF CLOTHING, EQUIPMENT AND PERSONAL EFFECTS FOUND, SHOWING THE TYPE, COLOR, SIZE, MARKINGS, SERVICE, ETC.  
*(If laundry marks are indistinct such notation should be made and specimen forwarded through channels for examination when facilities are not available in the area.)*

None

-----

WESLEY A. NEEP: Ident Specialist

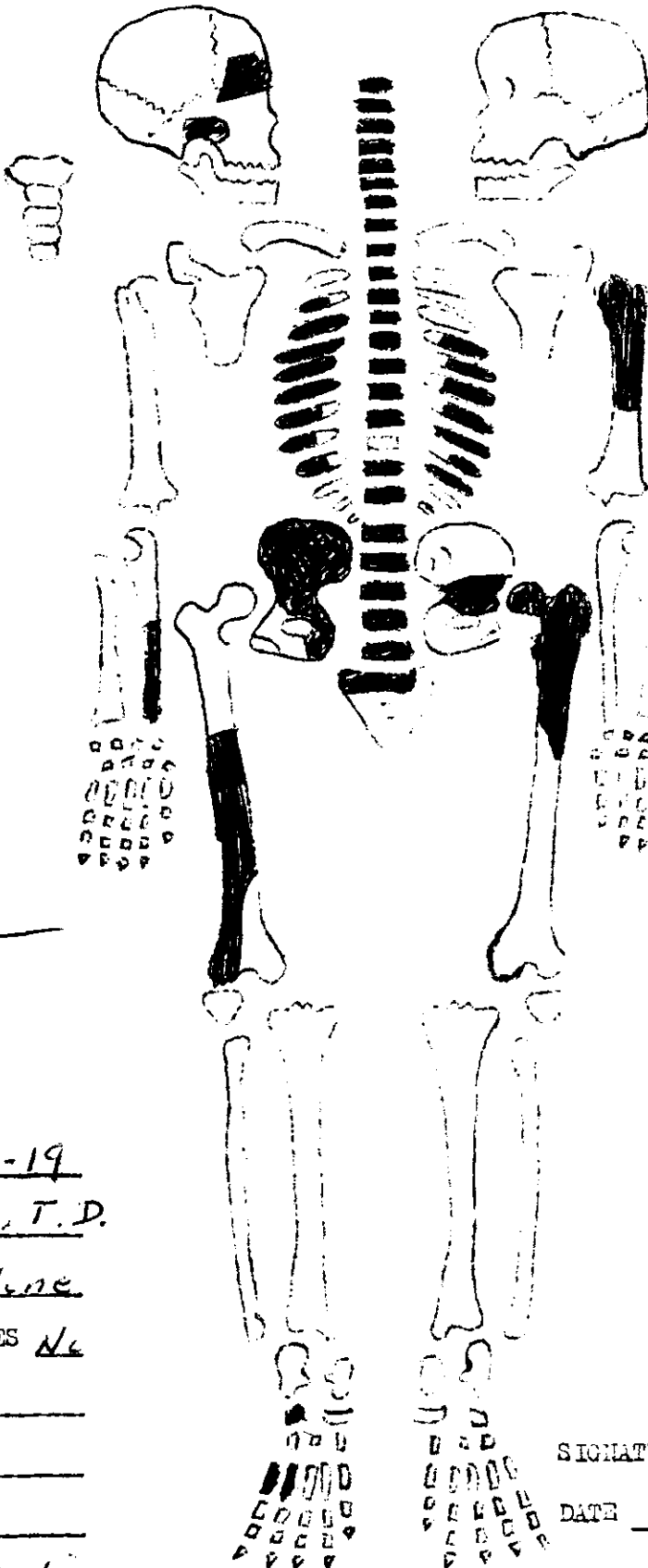
E. BREITINGER: Professor of Anthrology

SKELETAL CHART

(BLACK OUT PARTS OF BODY  PRESENT)

X-4837 B  
Neville

CORRECTED  
CHART



HUMERUS \_\_\_\_\_ cm

ULNA \_\_\_\_\_ cm

RADIUS \_\_\_\_\_ cm

FEMUR \_\_\_\_\_ cm

TIBIA \_\_\_\_\_ cm

FIBULA \_\_\_\_\_ cm

NOTE:  
BLACKED  
OUT  
PORTIONS  
ARE  
PRESENT

EST. AGE 18-19

EST. HEIGHT N.T.D.

COLOUR HAIR NONE

GRAZED FRACTURES NO

FLESH Yes

BURNED Yes

EST. WEIGHT Medium

SIGNATURE M.A. Jeff

DATE 2 November 55

HEADQUARTERS  
USAREUR QM MORTUARY SERVICE DETACHMENT, 7770TH ARMY UNIT  
APO 757 US ARMY

18 November 1955

REPORT OF INVESTIGATION AND LABORATORY FINDINGS

INVESTIGATION DIRECTIVE : VOCO.  
PROCESSING DIRECTIVES : 242, 307 and Reprocessing Order 3804.  
REMAINS PROCESSED : Unknowns X-4837 B, X-4838, X-5188 B, X-5197,  
X-5240, X-9099, X-9102, X-9103; CIL Remains  
# 1180, # 1977, # 4066, # 4188, # 4513;  
SR Remains # 537, # 538, # 539, # 540, # 541,  
# 579, # 580, # 1012, # 1013, # 1014, # 1015,  
# 1016, # 1017, # 1018, # 1019, # 1020.

1. The above listed remains constitute all available Unknown remains originally interred at DOEBERITZ cemetery near Berlin, Germany within an area now determined to have contained the U. S. and British airmen lost over Berlin on the dates 6 and 9 March 1944. The Unknowns X-4837 B thru X-5240 and all CIL Remains represent recoveries made directly from DOEBERITZ cemetery in 1946 by a U. S. disinterring team. The remaining casualties have recently been removed from the HEERSTRASSE British War Cemetery in Berlin where they were erroneously transferred as Unknown British airmen by the British disinterring team in 1946. (See attached cemetery sketch).

2. During the initial mass air raids over Berlin by the U. S. Air Force there were two (2) planes shot down within the city on the 6th of March 1944 and one (1) plane on the 9th of March 1944. Captured German records and reports by returning non-casualty crew members from each of the planes indicate a total of twenty-four (24) casualties (eight in each plane) resulted from subject crashes. Only six (6) of these casualties were resolved following the original recoveries from DOEBERITZ cemetery in 1946. The recent recovery and identification of three (3) additional crewmen (Capt CROTTY, Capt KLOTZ and T/Sgt FOOTB) from HEERSTRASSE British War Cemetery indicated the strong possibility that the remaining unresolved crewmen of this group could be located amongst the remains interred as Unknown British airmen interred at HEERSTRASSE and the Unknown U. S. airmen interred at USMC NEUVILLE and USMC HENRI-CHAPELLE.

3. The examination of remains at HEERSTRASSE cemetery originally interred at DOEBERITZ prior to Grave 4, Row 7, Field One proved them to be RAF casualties as evidenced by the presence of large quantities of British type clothing and equipment. The attached cemetery sketch of the pertinent area of DOEBERITZ indicates recoveries made directly from that cemetery in 1946 as well as the current recoveries made from associated graves at HEERSTRASSE.

4. The findings and disposition of subject remains as a result of simultaneous processing are indicated below:

X-4837 B	Too young for US 6/9 Mar 44 casualties.
X-4838	Eliminated by consolidation w/associated remains.
X-5188 B	Identified as 1/Lt Jack D. HARRIS.
X-5197	No association.
X-5240	Identified as T/Sgt Robert F. WELLMAN.
X-9099	Identified as S/Sgt Edward FRESORGER.
X-9102	Too young for US 6/9 Mar 44 casualties.
X-9103	No association.
CIL 1180	No change.
CIL 1977	The portions erroneously removed from X-5240 during 1947 processing have now been replaced and the actual excess portions consolidated w/associated remains. Non-associated portions now compose revised CIL 1977 A and B.
CIL 4066	Eliminated by consolidation w/ X-5240 and X-9102.
CIL 4188	Revised as CIL 4188 A and B.
CIL 4513 A	No change.
CIL 4513 B	No change.
SR 537 A (X-9272)	Identified as 1/Lt Walter L. FEGOLI.
SR 537 B	Consolidated w/ X-9274 (HARDY).
SR 538 (X-9274)	Identified as Sgt Emmet F. HARDY.
SR 539 A (X-9276)	Identified as T/Sgt Thomas R. KON.
SR 539 B	Consolidated w/ X-9275 (SPRINGER).
SR 540 A	Consolidated w/ X-9277 (FISH).
SR 540 B (X-9275)	Identified as S/Sgt Walter SPRINGER, Jr.

SR 540 C Consolidated w/ X-9280 (P.TULLO).

SR 541 A (X-9280) Identified as T/Sgt Carmine C. PATULLO.

SR 541 B (X-9273) Identified as Brig. Gen. Russell A. WILSON.

SR 541 C Consolidated w/ X-9276 (KON).

SR 579 A Consolidated w/ X-9277 (FISH).

SR 579 B (X-9277) Identified as 2/Lt Sanford W. FISH.

SR 579 C Consolidated w/ X-9276 (KON) and X-9279 (LANGE).

SR 579 D Consolidated w/ X-9280 (PATULLO).

SR 580 A (X-9279) Identified as S/Sgt Erhardt G. LANGE.

SR 580 B Consolidated w/ X-9273 (WILSON).

SR 1012 A & B Non-U.S. Returned to Heerstrasse Cemetery.

SR 1013 Consolidated w/ X-9273 (WILSON).

SR 1014 A & B Non-U.S. Returned to Heerstrasse Cemetery.

SR 1015 A & B Non-U.S. Returned to Heerstrasse Cemetery.

SR 1016 A & B Non-U.S. Returned to Heerstrasse Cemetery.

SR 1017 Non-U.S. Returned to Heerstrasse Cemetery.

SR 1018 A (X-9278) Identified as T/Sgt Victor N. STEFANO.

SR 1018 B Consolidated w/ X-9277 (FISH).

SR 1018 C Consolidated w/ X-5188 B (HARRIS).

SR 1019 A (CIL 5072) Adtl portions of Capt. K. W. KLOTZ.

SR 1019 B Consolidated w/ X-9099 (FRIESORGER).

SR 1020 A (CIL 5074) Adtl portions of T/Sgt F. J. FOOTE.

SR 1020 B (CIL 5073) Adtl portions of Capt. J. A. CROTTY.

5. The physical characteristics of the identified remains are compared with like data as indicated on the OQMG Forms 371 for each as indicated below:

	<u>AGE</u>	<u>HEIGHT</u>	<u>WEIGHT</u>	<u>HAIR</u>
X-5188 B	20-21	69 7/8" - 70 1/4"	130-150	None found
1/Lt HARRIS	20-21	70"	132	Blond

There were no teeth recovered with this casualty. The original recovery consisted of portions removed as excess from remains identified as 1/Lt WALZELL. Additional portions now consolidated with this casualty were segregated as excess portions found with the remains identified as T/Sgt STEFANO. The physical characteristics of this deceased agree only with those of casualty 1/Lt Jack D. HARRIS, O-532 892 lost on 6 March 1944. 1/Lt WALZELL, T/Sgt STEFANO and 1/Lt HARRIS were crew members on the same A/C.

X-5240	Aprx 35	66 1/3"	170-180	None
T/Sgt WELLMAN	35	66 1/2"	181	Brown

There were no teeth recovered with this deceased. Post cranial articulation is complete with a fragment of skull including one occipital condyle. A large amount of USAF clothing was found on this remains during the original processing in 1947. The cotton undershirt removed bore the marking "M or W 6236" and compares excellently for T/Sgt Robert F. WELLMAN, 36 168 230 lost on 9 March 1944. The slight discrepancy concerning the first of the four digits in this case is understandable as there was some difficulty in determining if the initial was "M" or "W". Further proof that subject clothing marking was for T/Sgt WELLMAN is indicated by the non-association of subject marking with any other known casualty.

During the original processing of subject remains fingerprints were taken from a hand and determined to be negative for T/Sgt WELLMAN. There is no evidence that the hand actually belonged with this deceased. The finding of excess portions for two (2) additional decedents is a strong indication that the hand and prints were for an associated casualty. It is noted that the fifth (5th) metacarpal found here bears evidence of a healed fracture resulting in an abnormal volar curvature. This anomaly may be associated with casualty T/Sgt PATULLO who was buried on the same date. Further, it is noted that the pelvic and leg portions segregated from this case have been identified as those of T/Sgt PATULLO. These portions as well



as the hand bones (including the abnormal little finger) have been consolidated with X-9280 (PATULLO). The exceptional physical characteristics of X-5240 are in perfect agreement with like data for T/Sgt Robert F. WELLMAN and are negative for all other 6/9 March 1944 casualties.

X-9099	Aprx 24	67 1/2"	125-145	None found
S/Sgt FRIESORGER	25	67 1/2"	138	Brown

A right ramus was recovered with this casualty but there are no teeth present. This case consists of consolidated portions recovered from two graves at HEERSTRASSE containing recoveries from one grave at DOEBERITZ. The physical characteristics of this decedent agree only for those of S/Sgt Edward FRIESORGER, 36 171 942 lost 6 March 1944. A fellow crew member (Capt. KLOTZ) was recovered from the same grave at DOEBERITZ.

X-9272	Aprx 22	67 1/8"	135-155	None found
1/Lt REGOLI	21 7/12	67"	142	Brown

Teeth recovered with this casualty are in agreement with dental records for 1/Lt Walter L. REGOLI, O-743 207 lost 6 March 1944. The maxilla occludes with the mandible and the mandible articulates with the skull. Post cranial articulation includes the first cervical vertebra but further articulation is not possible as the succeeding five vertebrae are missing. The physical characteristics of this deceased agree only for 1/Lt Walter L. REGOLI. Subject casualty was recovered from a grave adjacent to fellow crew member T/Sgt KON and other casualties lost the same date.

X-9273	Aprx 35	67"	130-150	None found
Brig. Gen. WILSON	35	67"	138	—

The teeth recovered with this casualty are in excellent agreement with dental data for Brig. Gen. Russell A. WILSON, O-17164 lost 6 March 1944. Several of the fillings present are recent ones accounting for their non-indication on the dental records for Gen. WILSON. The major portions of skull and the first eleven vertebrae are missing. The physical characteristics of this decedent are in excellent agreement with like data for Gen. WILSON. Subject casualty was recovered from a grave containing casualties lost on the same date and contiguous to graves containing fellow crew members.

X-9274	35-40	65 3/4"	130-150	None found
Sgt HARDY	38	66 1/2"	137	Brown

The teeth and maxilla portion recovered with this casualty are in agreement with dental records for Sgt Emmet F. HARDY, 39 830 126 lost 9 March 1944. Fragments of the skull being missing prevents a junction between the maxilla and the major portions of the skull present. The complete closure of the skull sutures is in excellent agreement with the age of Sgt HARDY. Post cranial articulation includes the 1st cervical vertebra. The succeeding seven vertebrae are missing and prevents further articulation. The FPDIF appears to be in error in regards to tooth R 2 being missing. Actually tooth L 2 is missing and is in agreement with the Form 371 dental data indicating tooth L 2 as carious and tooth R 2 as present and non-carious. The physical characteristics of this deceased are in agreement only for Sgt HARDY. Subject casualty was recovered from a grave adjacent to casualties lost on the same date as Sgt HARDY.

X-9275	Aprx 27	68 5/8"	140-160	None found
S/Sgt SPRINGER	27-28	67 3/4"	152	Brown

The teeth recovered with this decedent are in perfect agreement with the dental data for S/Sgt Walter SPRINGER, Jr., 32 367 016 lost on 6 March 44. The maxillary teeth occlude with the mandibular teeth and the mandible articulates. Post cranial articulation is not possible as the 1st cervical vertebra is missing. The physical characteristics of this casualty are in agreement only with those of S/Sgt SPRINGER. Subject deceased was recovered from a grave containing a fellow crew member and contiguous to graves containing fellow crew members.

X-9276	21-23	69"	150-170	Brown
T/Sgt KON	22 10/12	69 1/4"	180	Brown

The right mandible and teeth recovered with this remains agreed only with dental data for T/Sgt Thomas R. KON, 13 038 122 lost on 6 March 1944. The mandible articulates with the skull but post cranial articulation is not possible as the first ten vertebrae are missing. The physical characteristics of this casualty are in agreement only with T/Sgt KON. Subject decedent was recovered from a grave containing casualties lost on the same date as T/Sgt KON and contiguous to graves containing fellow crew members.

X-9277	20-22	71"	150-170	None found
2/Lt FISH	21	71"	165	Brown

The teeth recovered with this casualty are in perfect agreement with the dental data for 2/Lt Sanford W. FISH, O-806 422 lost 6 March 1944. The maxilla and teeth join with the major portions of skull present. Post cranial articulation is not possible as the vertebral column is missing. The physical characteristics of this decedent agree only with those of 2/Lt FISH. Subject casualty was recovered from a grave containing a fellow crew member.

X-9278	Aprx 23	64 5/8"	145-165	None found
T/Sgt STEFANO	23 4/12	64 1/4"	163	Black

There were no teeth recovered with this remains. Post cranial articulation is not possible as the 1st and 4th cervical vertebrae are missing. The physical characteristics of this decedent are only in agreement with those of T/Sgt Victor N. STEFANO, 33 296 451 lost 6 March 1944. Subject casualty was removed from a grave within the burial pattern for casualties lost on the 6th and 9th of March 1944. Portions removed from the same grave have been consolidated with identified crew members of T/Sgt STEFANO.

X-9279	Aprx 24	66 1/2"	130-150	None found
S/Sgt LANGE	26 2/12	66"	125	Brown

No teeth were recovered with this casualty. This decedent was recovered from the same grave as that which contained the remains of Brig. General WILSON and T/Sgt PATULLO. The physical characteristics of this deceased are in agreement only with those of casualty S/Sgt Erhardt G. LANGE, 36 281 846 lost on 6 March 1944.

X-9280	22-24	69 1/4"	130-150	None found
T/Sgt PATULLO	23 4/12	69"	147	Dk. Brown

There were no teeth recovered for this casualty. The pelvic portions as well as the sacrum, femora, sternum and hand bones were segregated as excess to X-5240 (identified as T/Sgt WELLMAN). The fifth metacarpal of the left hand has a healed fracture resulting in an abnormal volar curvature. This anomaly is in agreement with the indication that T/Sgt PATULLO had a deformed left hand and a shortened fifth finger. The physical characteristics of this decedent are in agreement only with those of T/Sgt Carmine C. PATULLO lost 6 March 1944.

6. Corrected charts and records pertaining to the revised CIL and new portions are submitted as well as skeletal and dental charts pertaining to the remains of associated British R.F casualties now returned to HEERSTRASSE British War Cometary in Berlin.

*Wesley A. Neep*  
WESLEY A. NEEP  
US DAC  
Identification Specialist

I have examined the associated remains described and concur with the above listed physical findings.

*E. Breiting*  
E. BREITINGER  
Professor, Institute of Anthropology  
University of Frankfurt  
Frankfurt/Main, Germany

FIELD ONE      DOEBERITZ CEMETERY

ROW 7

ROW 8

(H) V-J-28 SR 1018 A X-9278 (STEFANO) B Now w/ X-9277 C Now w/ X-5188 B	4	22 March 1944
(H) Identified RAF (not examined)	5	Casualties
(H) Identified RAF (not examined)	6	
(D) X-4837 A (HEISS)	7	10 (H) V-J-9 X-9100 (CROTTY)
(D) X-4837 B Too young for US Casualties 6/9 March 44		(H) V-J-10 X-9101 (FOOTE)
(D) X-4838 Elim. by consolidation		(H) VIII-B-27 SR 1020 A CIL 5074 B CIL 5072
(H) V-J-27 X-9102 Too young for US		11 (H) V-J-7 X-9098 (KLOTZ)
(H) V-J-27 X-9103 No association		(H) V-J-7 X-9099 (FRIESORGER)
(D) (BENTONI)	8	(H) VIII-B-26 SR 1019 A CIL 5072 B Now w/ X-9099
(D) CIL 4066 A Elim. Now w/ X-9102		12 (H) V-J-5 SR 5411 AA X-9280 (RATULLO) B X-9273 (WILSON) C Now w/ X-9276
(D) CIL 4066 B Elim. Now w/ X-5240		(H) V-J-6 SR 580 A X-9279 (LANGE) B Now w/ X-9273
(D) X-4847, Group Burial of	9	(H) V-E-22 SR 1013 Now w/ X-9273
(D) X-4848, JACOBSON-RININSLAND		13 (H) V-J-3 SR 539 A X-9276 (KON) B Now w/ X-9275
(D) CIL 4188 Now CIL 4188 A & B		(H) V-J-4 SR 540 A Now w/ X-9277 B X-9275 (SPRINGER) C Now w/ X-9280
(D) CIL 4513 A & B No change		(H) V-L-30 SR 579 A Now w/ X-9277 B X-9277 (S. FISH) C Now w/ X-9276 X-9279 D Now w/ X-9280
(H) V-J-25 (RAF KIA 19 Apr 45) ?		14 (H) V-J-1 SR 537 A X-9272 (REGOLI) B Now w/ X-9274
(H) V-J-26 (RAF KIA 30 Jan 44) ?		(H) V-J-2 SR 538 (X-9274 (H-RDY))
(D) X-5240 Revised (WELLMAN)	10	(H) V-L-7 SR 1012 (Ret'd as RAF)
(D) CIL 1977 Now CIL 1977 A & B		
(H) V-J-24 (RAF KIA 22 Apr 45) ?		
(D) X-5188 A WALZELL)	11	
(D) X-5188 B Revised (HARRIS)		
(H) V-J-22 SR 1016 (Ret'd as RAF)		
(H) V-J-23 SR 1017 (Ret'd as RAF)		
(D) X-5196 (WAXLER)	12	
(D) X-5197 Revised. No Assoc.		
(D) CIL 1180 No change		
(H) V-J-20 (RAF KIA 29 Jan 44) ?		
(H) V-J-21 (RAF KIA 22 Mar 45) ?		
(H) V-J-18 (RAF KIA 30 Jan 45) ?	13	
(H) V-J-19 SR 1015 (Ret'd as RAF)		
(H) V-J-16 (RAF KIA 30 Jan 44) ?	14	
(H) V-J-17 SR 1014 (Ret'd as RAF)		

NOTE: (D) Indicates original recoveries from DOEBERITZ by US team.

(H) Indicates subsequent burial location and/or findings at HEERSSTRASSE.

7387 GRAVES DETACHMENT

APC 757

*24* *APC 757* *100*

Attached hereto are case papers for an approved unidentifiable case which are considered to be of investigative importance. Records of this headquarters indicate these case papers were not previously forwarded to COMIG for:

UNKNOWN X-4837 Neuville

(POC) HENRI CHAPELLE

*100*  
*100*  
*100*  
*100*

IDENTIFICATION DATA

1. REMAINS OF UNKNOWN M-1007 A(2)				2. DATE OF REPORT 6 Feb. 1949	
3. NAME OF CEMETERY Cimetière de Wondros, Belgium		4. PLOT 25	5. ROW 9	6. GRAVE 205	7. DATE OF DISINTERMENT REINTERMENT

PHYSICAL DESCRIPTION

8. ESTIMATED WEIGHT 60: 17-18	9. ESTIMATED HEIGHT 5' 11"	10. COLOR OF HAIR Brown	11. RACE Caucasian
----------------------------------	-------------------------------	----------------------------	-----------------------

12. GIVE DESCRIPTION OF ANY OFFICIAL IDENTIFICATION FOUND WITH REMAINS

SUNNY I. STESS  
O-371484 TAB-45 0

C

13. GIVE DESCRIPTION OF TATTOOS OR SCARS ON BODY AND/OR SUCH INFORMATION OBTAINED FROM OTHER SOURCES

None found

14. WAS BODY BURNED? TO WHAT EXTENT?

YES  NO

15. WAS BODY MANGLED? TO WHAT EXTENT?

YES  NO Skeletal count

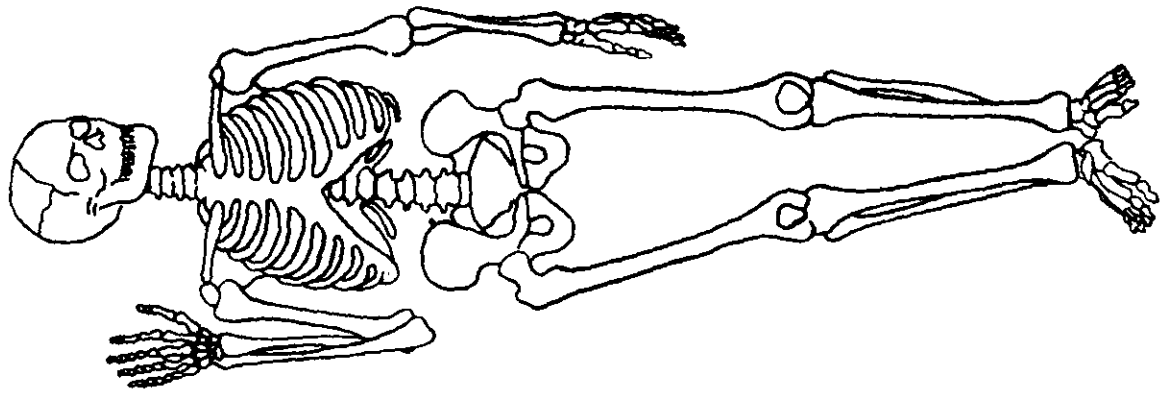
16. DESCRIBE EVIDENCE OF HEALED FRACTURES AND BONE MALFORMATIONS

None found

17. LIST EVERY ITEM OF CLOTHING, EQUIPMENT AND PERSONAL EFFECTS FOUND, SHOWING THE TYPE, COLOR, SIZE, MARKINGS, SERVICE, ETC. (If laundry marks are indistinct such notation should be made and specimen forwarded through channels for examination when facilities are not available in the area)

Remnants of a wool sweater. Remnants of a electrically heated flying suit.  
 Remnants of wool drawers. Remnants of parachute harness.  
 Remnants of wool undershirt, civilian's type t.c. shirt, several It's bar found on collar. Remnants of a pair flying boots. Remnants of a khaki neck tie.  
 "M-07" found on waist band of a pair wool drawers. Remnants of a cotton under-shirt. Remnants of a web belt. Remnants of a pair service shoes, size markings found 11/4. Remnants of sweater overalls, remnants of 1 bill glove.

19. BLACK OUT PARTS OF BODY NOT RECORDED



See skeletal chart attached

20. MASS BURIAL CERTIFICATE (IF APPLICABLE)  
(Wherein segregation in whole or parts is impossible)

I CERTIFY THAT THE GROUP REMAINS CONSIST OF PARTS OF \_\_\_\_\_ DECEDENTS BASED ON THE PRESENCE OF ONE OR MORE OF THE FOLLOWING ANATOMICAL PARTS: \_\_\_\_\_ NUMBER

SIGNATURE OF MEDICAL OFFICER

21. REMARKS AND ADDITIONAL INFORMATION

Remains received disarticulated, small amount of flesh  
clothing, bare markings "1-37". Teeth found and charted. Estimated age: 27/32.  
Estimated height: 5' 11". Fluorescopic examination negative.  
2 embossed plates and  
1 I.D. tag found placed to hat rear cover. Disposition of these plates and  
I.D. tag: returned to mattress cover containing remains.  
The I.D. tag found see imprint on page 1. Disposition of I.D. tag: forwarded  
with case papers.

A CERTIFIED TRUE COPY  
*John O. Bell*  
JOHN O. BELL  
1ST. INF. DIV.

I CERTIFY THAT I HAVE PERSONALLY VIEWED THE REMAINS OF DECEASED AND THAT ALL RESULTING INFORMATION HAS BEEN RECORDED TO THE BEST OF MY KNOWLEDGE

TYPED NAME, GRADE, ARM OR SERVICE, AND ORGANIZATION  
CARL G. BLOD  
1ST. INF. DIV.

SIGNATURE /s/ Carl G. Blo



NARRATIVE

Case X-4837 was received from the discrepancy morgue as a mass of two decedents.

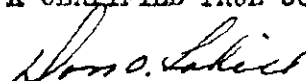
Segregation into Cases A,B was made, and possible because of the difference in the size, color and structure of the bones.

Case "A" has the heavier and larger bone structure of the two. Teeth for two (2) decedents were found common among the remains, charted and placed with case "A". One I.D.tag for "John L. HEISS, O-671434" was recovered with the remains, inprinted page one of form 1044 and forwarded with the case papers. A clothing mark "W-87" was found on the band of the wool drawers. All clothing was received in a separate parcel with the remains. A second lieutenant's bar found on the collar of an officer's type O.D.shirt, is also forwarded as aid to identification. Estimated height of Case "A" : 6' 2 3/4". Estimated age: 28-33. Estimated height of Case "B" 5' 11". Age: 27-32.

Case "A" reinterred in original grave,  
Case "B" interred in grave 203, plot JJ, row 9.

/s/ Carl O. Rice  
US DA CIV  
C.I.P.

A CERTIFIED TRUE COPY

  
DON O. TOHILL  
1ST. LT. FA

SKELETAL CHART

N - 4087 A(B)

Stu Houville en Condroz,

9 Feb. 1929

(BLACK OUT PARTS OF BODY NOT RECEIVED AT CEMETERY)

RIGHT.

LEFT.

SKULL

INCH.

HUMERUS

HUMERUS

ULNA

ULNA

RADIUS

RADIUS

27.0

26.1

FEMUR

FEMUR

TIBIA

TIBIA

FIBULA

- FRACTURED

- SHATTERED

- MISSING

- BURNED

signature J. J. J.

A CAMPBELL PAPER CO Y

*J. J. J.*

501 G TOULON  
131. ST. LA

CHART " A-1 "

ESTIMATED HEIGHT 5 Ft. 11 Inches.

NARRATIVE

X-4837 USMC Neuville en Condroz, Belgium

8 Feb. 1949

Two mandible segments were recovered in this case and have been charted on two charts, #1 and #2.

Altho one segment is right and one is left, the segments are from two decedents.

The teeth on chart #1 are much larger than those on chart #2,


The angle of the ramus on chart #1 is much larger than that on chart #2.

The mylochoid groove of the ramus on chart #1 is much wider and deeper than that on chart #2.

All teeth remain with case "A".

/s/ Harold D. FREEMAN  
US MA CIV SF-7  
C.I.P.

A CERTIFIED TRUE COPY

  
DON O. TOHILL  
1ST. LT. FA

7 June 1949.

Anthropological Report.

I undersigned, VANDERVAEL Frans, M.D., professor at Liège University, have examined today at Neuville Cemetery, the remains X-4837 A and X-4837 B in order to determine individual identification of HEISS John L., who appears to be one of these two cases.

I examined too a third group of remains (Unknown X-~~4837~~...) but this one has obviously nothing to do with the case of HEISS J.L.

HEISS John L., in life, was 5' 9 1/2" high. This is the only useful information I had on the case. The tooth chart is useless, for not a tooth is present.

So, determination of the stature is here of the greater importance.

I checked first the segregation of the bones and had only a little change to do: the remaining fragments of the left scapulae had to be switched. The other bones were rightly separated, due to the difference in size of bone structure.

My principal observations on the remains are as follows:

X - 4837 A.

Skull.

The fragments of skull bones show a portion of the right lamboid suture: not closed.

Vertebrae.

The vertebrae present are:

6 cervical vertebrae (the atlas is missing)  
 the 2<sup>d</sup>, 11<sup>th</sup> and 12<sup>th</sup> thoracic vertebrae  
 fragments of others thoracic vertebrae  
 the 5 lumbar vertebrae.

max. vertical diameter 42 mm.  
 dimensions of the axis are max. a-p. diameter 46 mm.  
 max. transv. diameter 60 mm.

The cervical, thoracic and lumbar vertebrae belong certainly to the same skeleton. The 5<sup>th</sup> lumbar vertebra articulate with the upper part (present) of the sacrum and this one can be consolidated with the left iliac bone.

#### Shoulder-girdle.

the inner part of the left clavicle.  
 fragments of the scapulae.

dimensions of the glenoid cavity (right and left sides):  
 height: 36,5 mm.  
 width : 26,0 mm.

#### Upper limbs.

Right humerus: the middle part of the shaft is missing

Left humerus: the part between the head and the shaft is missing.

So, the entire length of the humeri cannot be measured.

Right radius: two fragments <sup>which</sup> ~~with~~ join perfectly together;  
total length of the radius: 277 mm.

#### Lower limbs.

Femora: only fragments. It is impossible to measure the total length of the bones.

I took the following measures:

vertical diameter of the head(right side): 46 mm.  
 bicondylar width : 32 mm.

Right tibia: broken in four fragments, but no part is missing and the total length of the bone can be taken: 400 mm.

Left fibula: fragmentary: total length unmeasurable.

Bones of the feet.

Among them I noticed the calcaneum and talus of both sides. I took the length of the calcaneum: 90 mm. for the right calcaneum and 90 mm. too for the left one.

Estimated stature.

We have here only two long bones which length can be measured and can serve to estimate the approximate height of the individual:

Right radius: 277 mm.

Right tibia : 400 mm.

According to Manouvrier's table, the stature

derived from the radius was: 183 cm.

derived from the tibia was: 175 cm.

Average 179 cm.

If we follow Manouvrier's method in which it is said that 2 cm. must be subtracted from the result, the real height of the man, in life, was 177 cm., i.e. 5' 9 1/2".

X - 4837 B.

The remaining bones are not so numerous as in X-4837 A. The principal remaining bones are: 8 thoracic vertebrae, the 5 lumbar vertebrae, fragments of the pelvis, upper and lower end of the right tibia, upper end of the left ~~h~~ fibula, the right patella, the left radius (lower end missing), the left ulna.

The left ulna is the only bone which total length can be measured. That length is 264 mm.

According to Manouvrier method, the estimated stature of the individual, derived from the length of the ulna, was 166 cm.

i.e. 5' 5 3/8".

CONCLUSION.

There is no doubt that the case X-4837 A is HEISS John L: the estimated height of the skeleton is exactly the one of HEISS in life. On the other side, the case X-4837 B cannot be HEISS John L, for the estimated height of X-4837 B is more than 4 inches too short comparatively with HEISS stature.

Lige, 7 June 1949.

*van der vaal*

1

USMC HENRI CHAPVILLE  
PLOT: G ROW: 9 : 72  
DATE OF BURIAL: 2 AUG 50  
VERIFIED BY GRS OFFICER  
R. W. GANSEL, 1st LT QMC

DISINTERMENT DIRECTIVE

*43, mk Neuville X 4837-B*

SECTION A -  
NAME AND BURIAL LOCATION OF DECEASED

DIRECTIVE NUMBER

1260 21258

DATE

09 05 50  
DAY MONTH YEAR

NAME: UNKNOWN SERIAL NUMBER: X - 4837-B GRADE: ARM: 8 RACE: 0 RELIGION: 6

CEMETERY: NEUVILLE BELGIUM PLOT: JJ ROW: 9 GRAVE: 203 DISPOSITION OF REMAINS: 1202 80  
CODE: DIST. CTR.

SECTION B - CONSIGNEE AND NEXT OF KIN NO FLAG SENT

NAME AND ADDRESS OF CONSIGNEE  
NEUVILLE EN CONDROZ, BELGIUM  
HENRI CHAPVILLE (BELGIUM)

NAME AND ADDRESS OF NEXT OF KIN  
(BY ADMINISTRATIVE DECISION)

SECTION C - DISINTERMENT AND IDENTIFICATION

NAME: SERIAL NUMBER: GRADE: DATE OF DEATH: DATE DISTINTERRED:

IDENTIFICATION TAG ON: ORGANIZATION: UNKNOWN RELIGION: IDENTIFICATION VERIFIED BY: NAME AND TITLE:

SECTION D - PREPARATION OF REMAINS FOR SHIPMENT

NATURE OF BURIAL: CONDITION OF REMAINS:

OTHER MEANS OF IDENTIFICATION: *See attached*

MINOR DISCREPANCIES (Prepare Discrepancy Report QMC Form 1194a for major discrepancies.)

REMAINS PREPARED AND PLACED IN CASKET

DATE: BY: CASKET SEALED BY: EMBALMER (Signature): *FILE RECORDS DATE NAME*

CASKET BOXED AND MARKED: SHIPPING ADDRESS VERIFIED BY:

I hereby certify that all the foregoing operations were conducted and accomplished under my immediate supervision and that the report above is correct.  
SIGNATURE OF AGRS INSPECTOR

REMARKS AND SPECIAL INSTRUCTIONS  
REMAINS ARE UNIDENTIFIABLE.  
CONSIGNEE CORRECTED (REG. DIV.)

*41066*

6

DISINTERMENT DIRECTIVE

SECTION A - NAME AND BURIAL LOCATION OF DECEASED

DIRECTIVE NUMBER 1260 21258

DATE 09 05 50 DAY MONTH YEAR

NAME UNKNOWN X 837-B

SERIAL NUMBER GRADE ARM 8 RACE 0 RELIGION 6

CEMETERY NEUVILLE BELGIUM

PLOT ROW GRAVE JJ 9 203

DISPOSITION OF REMAINS CODE 1202 DIST. CTR. 80

SECTION B - CONSIGNEE AND NEXT OF KIN

NAME AND ADDRESS OF CONSIGNEE NEUVILLE EN-CONDROZ, BELGIUM

NAME AND ADDRESS OF NEXT OF KIN (BY ADMINISTRATIVE DECISION)

SECTION C - DISINTERMENT AND IDENTIFICATION

NAME SERIAL NUMBER GRADE DATE OF DEATH DATE DISTINTERRED

IDENTIFICATION TAG ON ORGANIZATION UNKNOWN RELIGION IDENTIFICATION VERIFIED BY NAME AND TITLE

SECTION D - PREPARATION OF REMAINS FOR SHIPMENT

NATURE OF BURIAL CONDITION OF REMAINS

OTHER MEANS OF IDENTIFICATION

MINOR DISCREPANCIES (Prepare Discrepancy Report QMC Form 1194a for major discrepancies.)

REMAINS PREPARED AND PLACED IN CASKET

DATE BY CASKET SEALED BY EMBALMER (Signature)

CASKET BOXED AND MARKED SHIPPING ADDRESS VERIFIED BY DATE BY

I hereby certify that all the foregoing operations were conducted and accomplished under my immediate supervision and that the report above is correct.

SIGNATURE OF AGRS INSPECTOR

REMARKS AND SPECIAL INSTRUCTIONS

REMAINS ARE UNIDENTIFIABLE.

12 MAY 1950

NAME R & R BR.



*AW*

QMGCD 293, Unknown X-4837-B  
Belgium (Neuville)

1st Ind

Department of the Army, OQMG, Washington 25, D. C., 14 March 1950

TO: Commanding Officer, CM Activities, Kansas City Records Center (AGO), Mo.

Remains of Unknown X-4837-B, USMC, Neuville-en-Gondros, Belgium, has been declared unidentifiable.

BY COMMAND OF MAJOR GENERAL FELDMAN:

*[Handwritten signature]*  
MAY 14 3 20 PM '50  
OQMG  
MAR 14 1950

WILLIAM F. CONLON  
Major, OQMG  
Field Service Division

DEPARTMENT OF THE ARMY  
KANSAS CITY QUARTERMASTER DEPOT  
ARMY EFFECTS BUREAU  
601 HARDESTY AVENUE  
KANSAS CITY 1, MISSOURI

IN REPLY REFER TO QMDKG 879341

SZ/LL/vlm  
17 February 1950  
DATE

SUBJECT: Disposal of Personal Effects

TO: The Quartermaster General  
Memorial Division  
Washington 25, D. C.

1. Personal effects found on remains interred as Unknown X-4837 B  
Plot DD, Row 9, Grave 203, USMC Neuville-en-Sondroz,  
Belgium have been held at this Bureau as of 4 September 1947

2. Bureau inspection of the effects has been made and the following description furnished for reference:

1 Pr. Bombardier Wings  
1 Religious Cross  
3 Catholic Religious Medals

3. It is requested that this Bureau be informed whether or not the above listed Unknown decedent has been officially identified.

FOR THE COMMANDING OFFICER:

X-4837 B IS UNIDENTIFIABLE.

*Stanley Zablocki*  
STANLEY ZABLOCKI  
Captain, QMC  
Effects Quartermaster

RECEIVED  
FEB 20 1950  
QMDKG  
KANSAS CITY

OFFICE OF THE QUARTERMASTER GENERAL OF THE ARMY

**INTRAOFFICE REFERENCE SHEET**

DUE, HOUR AND DATE \_\_\_\_\_

1 NO.	2 FROM—	3 TO—	4 DATE	5 MESSAGE
1	FIELD SERVICE DIV EXEC OFF	RESOLUTION SEC MEMORIAL DIV ATT: MRS. CARRICK	7 MAR	<p>1. Information furnished on the attached letter dated 17 February 1950 from the Army Effects Bureau, has been noted.</p> <p>2. Attached 293 file for PFC John L. Beever, ASN 37462852, discloses that remains of Unknown X-7114, USMC, Neuville-en-Condroz, Belgium, have been identified as PFC Beever.</p> <p>3. Request verification.</p> <p>FOR THE CHIEF, FIELD SERVICE DIVISION:</p> <p style="text-align: right;"><i>Conlon</i></p> <p>2 Attachments: <span style="float: right;">INCELAN 5473</span> <span style="float: right;">Conlon 3821</span></p> <ol style="list-style-type: none"> <li>1. AEB ltr dtd 17 Feb 50, re Unknown X-4837-B, Neuville</li> <li>2. 293 file for PFC John L. Beever</li> </ol>
2	CHIEF RECORDS SECTION REPAT BR MEM DIV	FIELD SERVICE DIVISION EXECUTIVE OFFICE	9 MAR 1950	<p>1. Reference comment #3, above.</p> <p>2. Unknown X-4837 B, Neuville-en-Condroz, Bel., plot JJ, row 9, grave 203 has been declared unidentifiable.</p> <p>2 Attachments: <span style="float: right;"><i>Carrick</i> OBERGILLER 73836</span> <span style="float: right;">CARRICK 61672</span></p> <p>n/c</p>

REGISTRATION DIVISION  
AMERICAN GRAVES REGISTRATION COMMAND  
EUROPEAN AREA  
APO 58 U S ARMY

REF 314.6

13 February 1950

SUBJECT: GR Form #1, Report of Burial  
Transmittal Letter #4771

*293 Arch Belgium X-4837-B Neuville*

TO : The Quartermaster General  
Washington 25, D.C.  
ATTENTION: Memorial Division

1. In compliance with radio, your office, WOL 35951, dated 2 February 1950, forwarded herewith is certified true copy of Report of Burial (GR Form #1) for Unknown X-4837 B, Neuville.

2. Certificate of Unidentifiability for these remains was submitted for approval by Transmittal Letter No. 4274, dated 26 August 1949.

ACR CHIEF, REGISTRATION DIVISION:

1 Incl  
GR Form #1

*Edward F. Price Jr.*  
EDWARD F. PRICE Jr.  
Capt. QAC  
Registration Division

*[Faint handwritten notes and stamps]*

QUARTERS DEPT OF ARMY WASH DC

UNCLASSIFIED

CHIEF REGISTRATION DIV  
7887 CHERRY DIST  
PARIS FRANCE

DEFERRED

AGRC 177

*wcl 35951*  
293 Unk Belgium X-4837B (Neuville)

FROM QUARTERS USMGS AGRC 177. UNKNOWN DESIGNATION ID XRAY 4837B NEUVILLE

ADMINISTRATIVE BRANCH  
FEB 2 11 37 AM '50  
MEMORIAL DIVISION

AGRC 177 is MC IN NO 65475 (27 Jan 50)

Cy furnished: Adm Sec  
rar/McDonald  
N. Farmer  
REB

FEB 2 11 59 AM '50  
O.D.M.S.  
TELEGRAPH SECTION  
78

REB  
T

UNCLASSIFIED

021400Z

GRAVES

QUARTERS CAPT HENRY KIT 72993  
293 - Unk. X-4837B  
(Neuville) Belgium

FEB 50

D. A. REINER  
CAPT, GIC, MEM DIV

*21*

T-124-3110

HEADQUARTERS  
AMERICAN GRAVES REGISTRATION COMMAND  
EUROPEAN AREA  
APO 58 US ARMY

RRE 293

24 August 1949  
(Date)

CERTIFICATE OF UNIDENTIFIABILITY OF REMAINS

1. The records pertaining to Unknown X - 4837 B, Plot JJ  
Row 9, Grave 203, USMC NEUVILLE, Belgium,  
have been reviewed and it is the opinion of this Office that sufficient  
evidence is not available at the present time to establish the identity  
of the deceased concerned. The remains concerned should be classified as  
unidentifiable at the present time.
2. Report of Reprocessing of remains was forwarded to your  
Office by Transmittal Letter No. 4260, dated 24-8-49.
3. Remarks:

Received \_\_\_\_\_ **OQMG**  
Not identifiable from  
information presently  
available

Case reviewed by undersigned Members of the Board of Review:

*H. P. Henry*  
Col. H.P. HENRY, O-12589

QAC

*E. D. Mulvanity*  
Lt. Col. E.D. MULVANY, O-359598

QAC

Major R. BERGER, O-251736

ORD

Capt. Jack C. HAYEK, O-1577297

QAC

Capt. E.F. PRICE, Jr. O-1588236

QAC

*Gaylord E. Lutz*  
I/Lt. Gaylord E. LUTZ, O-1595665

QAC

1. FILE UNDER NO. 293 - Unk. Belgium X-4837-B (Neuville-en-Condroz)

### SYNOPSIS

2. TYPE OF DOCUMENT: 2nd Ind 3. DATE: 15 Aug 49  
4. FROM: OQ'G  
5. TO: CO, QMA, KCRC (AGO), Mo.  
6. SUBJECT: Disposal of Personal Effects

7. DOCUMENT FILED  
UNDER NO. 293 - HEISS, John L. (O 671 434)

msb

INSTRUCTIONS.—Enter after the above headings information as follows:

1. File classification under which this cross-index sheet is to be filed.
2. Appropriate term, such as: "ltr," "memo," "1st ind," etc.
3. Date of Document.
- 4 and 5. Enter either or both, as applicable.
6. Brief and comprehensive synopsis of the content or subject matter.
7. File classification under which the document is filed.

FUL 60

FPA065

PP UEP

FM UFPO 28/HQ AGRC PARIS 241407Z

TO OQMG WASHDC  
GRAVES GRMC

REF AGRC FOUR TWO SEVEN SIX

PASS TO MEMORIAL DIVISION

REURLTR FILE QMGMT TWO NINE THREE UNKNOWN XRAY FOUR EIGHT THREE SEVEN

NEUVILLE BELGIUM SUBJ CLN IDENTIFICATION OF WORLD WAR TWO DECEASED

27 21  
DATED TWO SEVEN MAY FOUR NINE PD TEETH CHARTED FOR UNKNOWN XRAY FOUR

EIGHT THREE EIGHT HAVE BEEN CONSOLIDATE WITH REMAINS PREVIOUSLY

DESIGNATED UNKNOWN XRAY FOUR EIGHT THREE SEVEN PD CORRECTED RPORTS FOLLOW

PD END

AGRRE PD RAGUSE

24/1450Z JUNE



AIRMAIL

WIGHT 293  
X-4837 Unk.  
(Neuville) Belgium

27 May 1949

SUBJECT: Identification of World War II Deceased

TO : Commanding General  
American Graves Registration Command  
European Area  
APO 58, c/o Postmaster  
New York, New York

1. The identification of Unknown X-4837 interred in USMC Neuville, Belgium (U-4-83) as 2/Lt. Heiss, O-671434, has been approved by this Office.

2. In reviewing the above case, and associated case X-4838, Neuville, it is noted that the skeletal charts attached to original Reports of Burial show the left section of the mandible present for Unknown X-4837, however, the teeth charted for X-4838 showing right mandible segment, are comparable to dental records of Lt. Heiss.

3. In view of the above, information is requested as to whether the teeth charted for X-4838 can be consolidated with the remains of 2/Lt. Heiss (Previously X-4837).

4. It is further requested that this Office be advised by radio, should such action be feasible, inasmuch as the father of Lt. Heiss has made plans to visit the grave of his son in the very near future.

FOR THE QUARTERMASTER GENERAL:

T. H. METZ  
Lt. Colonel, QMC  
Memorial Division

AIRMAIL

(Basic Ltr Dept of the Army, OCMG, OCMGT 293, X-4837 Unk. (Neuville) Belgium dated 27 May 1949, subject: Identification of World War II Deceased)

RFE 200.2 - Unknown X-4837  
(Neuville)

1st Ind

Hq. American Graves Registration Command, European Area, APO 58, US Army  
1 July 1949

TO: The Quartermaster General, Washington 25, D.C.  
ATTENTION: Memorial Division

1. Reference is made to paragraph 3 of basic communication.
2. The teeth charted for Unknown X-4838 have been consolidated with the remains of 2/Lt. Heiss (Previously X-4837-A).
3. Further reference is made to our radio AGRC 4276 dtd 24 June 1949. Corrected Reports of processing are forwarded herewith.


FOR THE COMMANDING GENERAL:

3 Incls:

1. OMC Form 1044 (X-4837-A)
2. " " " (X-4837-B)
3. " " " (X-4838)

JOHN M. NEFF  
Capt OMC  
Actg Asst Adj Gen

*Note: X-4837-A -  
Heiss remains as: Lt. Heiss  
6-671124 (U-4.837-1)*



7 June, 1949

Anthropological Report

I undersigned, VANDERVAEL Frans, M.D., professor at Liege University, have examined today at Neuville Cemetery, the remains X-4837 A and X-4827 B in order to determine individual identification of HEISS John L., who appears to be one of these two cases.

I examined too a third group of remains (Unknown X-4838) but this one has obviously nothing to do with the case of HEISS J.L.

HEISS John L., in life, was 5' 9 $\frac{1}{2}$ " high. This is the only useful information I had on the case. The tooth chart is useless, for not a tooth is present.

So, determination of the stature is here of the greater importance.

I checked first the segregation of the bones and had only a little change to do: the remaining fragments of the left scapulae had to be switched. The other bones were rightly separated, due to the difference in size of bone structure.

My principal observations on the remains are as follows:

X - 4837 A.

Skull.

The fragments of skull bones show a portion of the right lamboid suture : not closed.

Vertebrae.

The vertebrae present are :

6 cervical vertebrae (the atlas is missing)  
the 2<sup>d</sup>, 11th and 12th thoracic vertebrae  
fragments of others thoracic vertebrae  
the 5 lumbar vertebrae.

dimensions of the axis are ( max. vertical diameter 42mm.  
) max. a-p. diameter 46mm.  
( max. transv. diameter 60mm.

The cervical, thoracic and lumbar vertebrae belong certainly to the same skeleton. The 5th lumbar vertebrae articulate with the upper part (present) of the sacrum and this one can be consolidated with the left iliac bone.

Shoulder-girdle.

The inner part of the left clavicle.  
Fragments of the scapulae.

Dimension of the glenoid cavity (right and left sides):  
height: 36,5mm.  
width : 26.0mm.

Upper limbs.

Right Humerus: the middle part of the shaft is missing.  
Left Humerus : the part between the head and the shaft is missing.  
So, the entire length of the humeri cannot be measured.

Right radius: two fragments which join perfectly together:  
total length of the radius : 277 mm.

Lower limbs.

Femora: only fragments. It is impossible to measure the total length of the bones.

I took the following measures :  
vertical diameter of the head (right side) : 46mm.  
bicondylar width : 82mm.

Right tibia: broken in four fragments, but no part is missing and  
the total length of the bone can be taken : 400mm.

Left fibula: fragmentary ; total length unmeasurable.

Bones of the feet.

Among them I noticed the calcaneum and talus of both sides.  
I took the length of the calcaneum: 90 mm. for the right calcaneum  
and 90 mm. too for the left one.

Estimated stature.

We have here only two long bones which length can be measured and  
can serve to estimate the approximate height of the individual:

Right radius : 277 mm.

Right tibia : 400 mm.

According to Manouvrier's table, the stature

derived from the radius was : 183 cm.

derived from the tibia was : 175 cm.

Average 179 cm.

If we follow Manouvrier's method in which it is said that 2cm. must be  
substracted from the result, the real height of the man, in life was  
177 cm., i.e. 5' 9½".

X-4837 B.

The remaining bones are not so numerous as in X-4837 A.  
The principal remaining bones are : 8 thoracic vertebrae, the 5 lumber

vertebrae, fragments of the pelvis, upper and lower end of the right tibia, upper end of the left fibula, the right patella, the left radius (lower end missing), the left ulna.

The left Ulna is the only bone which total length can be measured. That length is 264 mm.

According to Mancuvrier method, the estimated stature of the individual, derived from the length of the ulna, was 166 cm.  
i.e. 5' 5 3/8".  
-----

#### CONCLUSION

There is no doubt that the case X-4837 A is HEISS John L. the estimated height of the skeleton is exactly the one of HEISS in life. On the other side, the case X-4837 B cannot be HEISS John L. for the estimated height of X-4837 B is more than 4 inches too short comparatively with HEISS stature.

Liege, 7 June 1949.

# IDENTIFICATION DATA

1. REMAINS OF UNKNOWN <span style="float: right;">λ-4837 B</span>			2. DATE OF REPORT 7 June, 1949	
3. NAME OF CEMETERY  NEUVILLE			4. PLOT JJ	5. ROW 9
			6. GRAVE 203	7. DATE OF DISINTERMENT REINTERMENT
8. ESTIMATED <del>WEIGHT</del> age UTD			PHYSICAL DESCRIPTION	
9. ESTIMATED HEIGHT 5' 10 3/4"			10. COLOR OF HAIR None found	11. RACE UTD
12. GIVE DESCRIPTION OF ANY OFFICIAL IDENTIFICATION FOUND WITH REMAINS  None Found				
13. GIVE DESCRIPTION OF TATTOOS OR SCARS ON BODY AND/OR SUCH INFORMATION OBTAINED FROM OTHER SOURCES  None Found				
14. WAS BODY BURNED? <input type="checkbox"/> YES <input checked="" type="checkbox"/> NO		TO WHAT EXTENT?		
15. WAS BODY MANGLED? <input checked="" type="checkbox"/> YES <input type="checkbox"/> NO		TO WHAT EXTENT?  See Skeletal Chart		
16. DESCRIBE EVIDENCE OF HEALED FRACTURES AND BONE MALFORMATIONS  None Found				

EVERY ITEM OF CLOTHING, EQUIPMENT AND PERSONAL EFFECTS FOUND, SHOWING THE TYPE, COLOR, SIZE, MARKINGS, E, ETC. (If laundry marks are indistinct such notation should be made and specimen forwarded through for examination when facilities are not available in the area)

Found

Anthropological Report  
(continued)

Case X-4837 B and the left Ulna. The left Ulna is the only bone which total length can be measured. That length is 264 mm. According to Manouvrier's method, the estimated stature of the individual, derived from the length of the Ulna, was 166 cm., i.e. 5'6-3/8".

CONCLUSION

There is no doubt that the case X-4837 A is HEISS John L: the estimated height of the skeleton is exactly the one of HEISS in life. On the other side, the case X-4837 B cannot be HEISS John L, for the estimated height of X-4837 B is more an 4 inches too short comparatively with HEISS' stature.

Liege, 7 June 1949

/s/ VAN DERVAEL

A Certified True Copy.

DON L. POWELL  
1st Lt PA

# IDENTIFICATION DATA

1. REMAINS OF UNKNOWN <b>X-4837 B</b>				2. DATE OF REPORT <b>7 June, 1949</b>	
3. NAME OF CEMETERY  <b>NEUVILLE</b>	4. PLOT	5. ROW	6. GRAVE	7. DATE OF	
	<b>JJ</b>	<b>9</b>	<b>203</b>	DISINTERMENT	REINTERMENT
				-	-

### PHYSICAL DESCRIPTION

8. ESTIMATED <del>WEIGHT</del> age <b>UTD</b>	9. ESTIMATED HEIGHT <b>5' 10 3/4"</b>	10. COLOR OF HAIR <b>None found</b>	11. RACE <b>UTD</b>
--	--	--	------------------------

12. GIVE DESCRIPTION OF ANY OFFICIAL IDENTIFICATION FOUND WITH REMAINS

**None Found**

13. GIVE DESCRIPTION OF TATTOOS OR SCARS ON BODY AND/OR SUCH INFORMATION OBTAINED FROM OTHER SOURCES

**None Found**

14. WAS BODY BURNED? <input type="checkbox"/> YES <input checked="" type="checkbox"/> NO	TO WHAT EXTENT?
---	-----------------

15. WAS BODY MANGLED? <input checked="" type="checkbox"/> YES <input type="checkbox"/> NO	TO WHAT EXTENT? <b>See Skeletal Chart</b>
--	--

16. DESCRIBE EVIDENCE OF HEALED FRACTURES AND BONE MALFORMATIONS

**None Found**

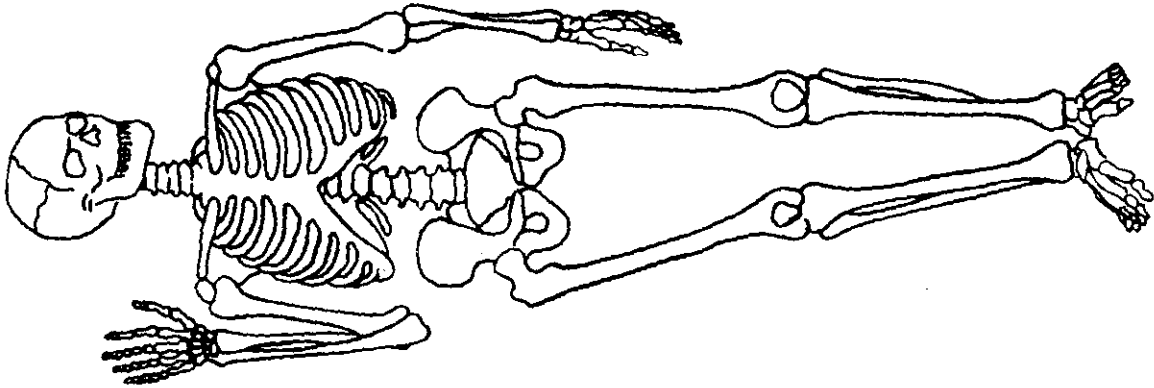
17. LIST EVERY ITEM OF CLOTHING, EQUIPMENT AND PERSONAL EFFECTS FOUND, SHOWING THE TYPE, COLOR, SIZE, MARKINGS, SERVICE, ETC. (If laundry marks are indistinct such notation should be made and specimen forwarded through channels for examination when facilities are not available in the area)

**None Found**

*Illegible handwritten signature*



19. BLACK OUT PARTS OF BODY NOT RECORDED



20.

**MASS BURIAL CERTIFICATE (IF APPLICABLE)**  
(Wherein segregation in whole or parts is impossible)

I CERTIFY THAT THE GROUP REMAINS CONSIST OF PARTS OF \_\_\_\_\_ DECEASETS BASED ON THE PRESENCE OF ONE OR MORE OF THE FOLLOWING ANATOMICAL PARTS: \_\_\_\_\_ NUMBER

\_\_\_\_\_  
SIGNATURE OF MEDICAL OFFICER

21. REMARKS AND ADDITIONAL INFORMATION

Remains received disarticulated with a small amount of decomposed flesh. No teeth found. Fluoroscope not necessary. Est age: UTD. Est height: 5' 10 3/4". No clothing found. No evidence of any healed fractures.

I CERTIFY THAT I HAVE PERSONALLY VIEWED THE REMAINS OF DECEASED AND THAT ALL RESULTING INFORMATION HAS BEEN RECORDED TO THE BEST OF MY KNOWLEDGE

TYPED NAME, GRADE, ARM OR SERVICE, AND ORGANIZATION

SIGNATURE

R. Miller

ANTHROPAL SKEL

(BLACK OUT PARTS OF BODY NOT SKELIN) AN OBTAINING)

X-4837 A (B)  
USMC Neuville  
JJ - 9 - 203



27.7 ULNA

26.2 RADIUS

EST. HEIGHT : 5' 10 3/4"

AFTER CONSOLIDATION

7 June, 1949

ANTHROPOMETRIC

(ELONG OUT PLATE OF BONE TO BE IDENTIFIED BY CELESTINE)

X-4837 A (B)  
USMC Neuville  
JJ - 9 - 203



27.7 ULNA

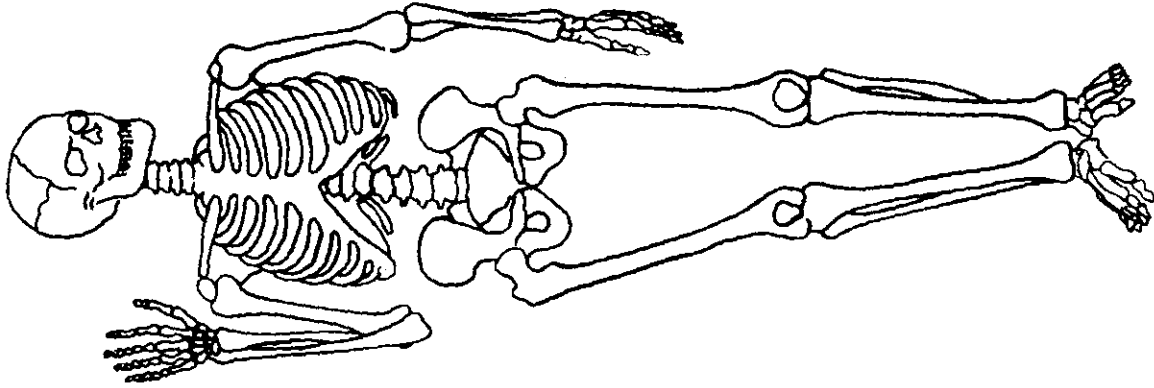
26.2 RADIUS

EST. HEIGHT : 5' 10 3/4"

**IDENTIFICATION DATA**

1. REMAINS OF UNKNOWN <b>X-4837 B</b>				2. DATE OF REPORT <b>June 7, 1944</b>	
3. NAME OF CEMETERY  <b>Neuville</b>	4. PLOT	5. ROW	6. GRAVE	7. DATE OF	
	<b>JJ</b>	<b>9</b>	<b>203</b>	DISINTERMENT	REINTERMENT
			<b>-</b>	<b>-</b>	
PHYSICAL DESCRIPTION					
8. ESTIMATED <del>AGE</del> <b>age UTD</b>	9. ESTIMATED HEIGHT <b>5'10 3/4"</b>	10. COLOR OF HAIR <b>none found</b>		11. RACE <b>UTD</b>	
12. GIVE DESCRIPTION OF ANY OFFICIAL IDENTIFICATION FOUND WITH REMAINS					
<b>None found</b>					
13. GIVE DESCRIPTION OF TATTOOS OR SCARS ON BODY AND/OR SUCH INFORMATION OBTAINED FROM OTHER SOURCES					
<b>None found</b>					
14. WAS BODY BURNED?			TO WHAT EXTENT?		
<input type="checkbox"/> YES <input checked="" type="checkbox"/> NO					
15. WAS BODY MANGLED?			TO WHAT EXTENT?		
<input checked="" type="checkbox"/> YES <input type="checkbox"/> NO			<b>See Skeletal Chart</b>		
16. DESCRIBE EVIDENCE OF HEALED FRACTURES AND BONE MALFORMATIONS					
<b>None found</b>					
17. LIST EVERY ITEM OF CLOTHING, EQUIPMENT AND PERSONAL EFFECTS FOUND, SHOWING THE TYPE, COLOR, SIZE, MARKINGS, SERVICE, ETC. (If laundry marks are indistinct such notation should be made and specimen forwarded through channels for examination when facilities are not available in the area)					
<b>None found</b>					

19. BLACK OUT PARTS OF BODY NOT RECOVERED



20.

**MASS BURIAL CERTIFICATE (IF APPLICABLE)**  
(Wherein segregation in whole or parts is impossible)

I CERTIFY THAT THE GROUP REMAINS CONSIST OF PARTS OF \_\_\_\_\_ DECEDENTS BASED ON THE PRESENCE OF ONE OR MORE  
OF THE FOLLOWING ANATOMICAL PARTS: NUMBER

\_\_\_\_\_  
SIGNATURE OF MEDICAL OFFICER

21. REMARKS AND ADDITIONAL INFORMATION

Remains received disarticulated with a small amount of decomposed  
flesh.

No teeth found.

Fluoroscope not necessary.

Estimated age, UTD.

Estimated height, 5'10 3/4".

No clothing found.

No evidence of any healed fractures.

I CERTIFY THAT I HAVE PERSONALLY VIEWED THE REMAINS OF DECEASED AND THAT ALL RESULTING INFORMATION HAS BEEN  
RECORDED TO THE BEST OF MY KNOWLEDGE

TYPED NAME, GRADE, ARM OR SERVICE, AND ORGANIZATION

Processed by Gregory and Miller  
Byrd.

SIGNATURE

s/ N. Miller.

ANTHROPOMETRIC

(BLACK OUT PARTS OF BODY NOT RECEIVED AS CEMETERY)

RIGHT.

LEFT.



..... 27.7 ULNA

..... 26.2 RADIUS

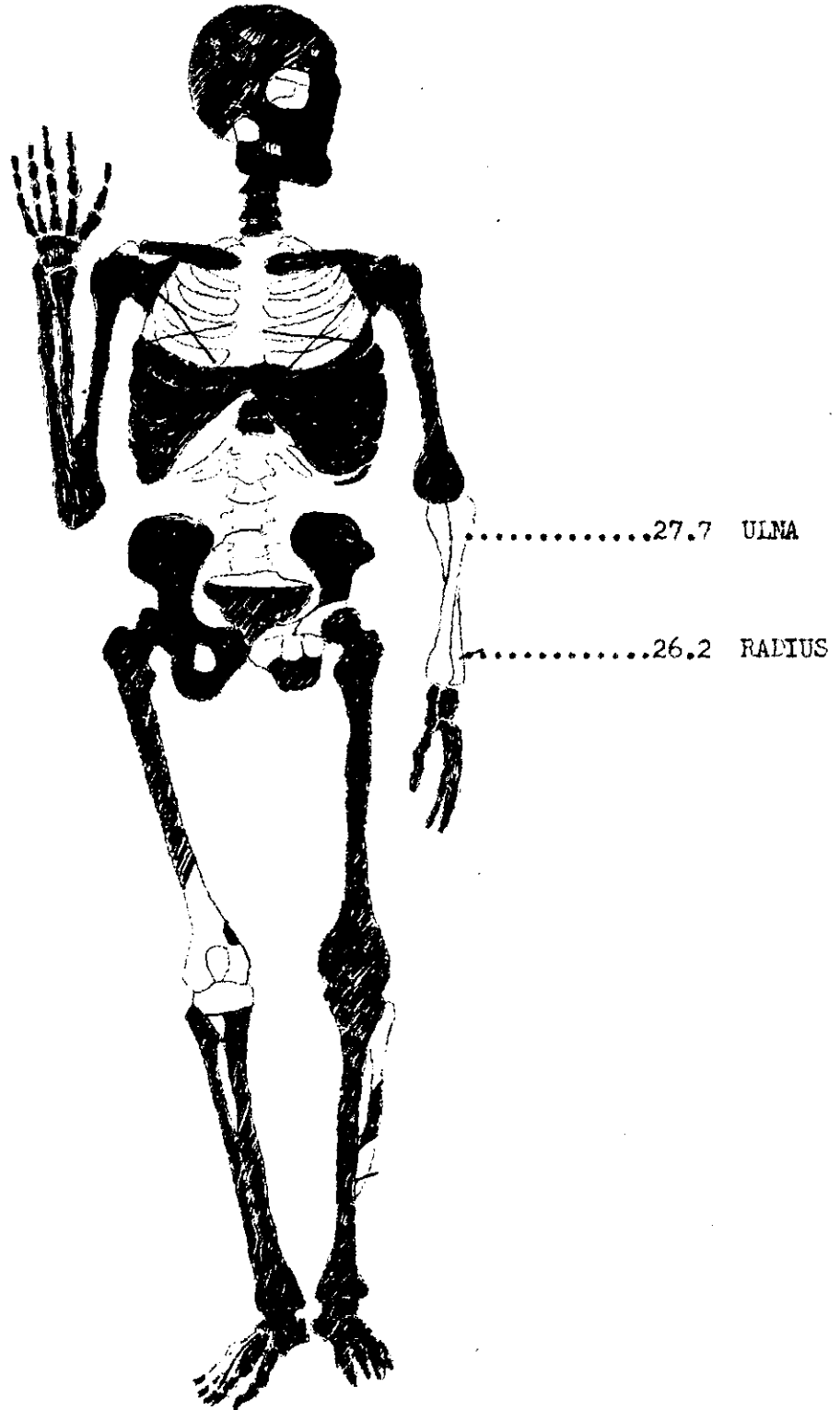
X-4837 A (B)  
Neville JJ-9-203  
7 June 1949

BEFORE

Estimated Height 5 ft. 10<sup>3</sup>/<sub>4</sub> Inches

CRANIAL CHASIT

(BLACK OUT PARTS OF BODY NOT RECEIVED AT CEMETERY)



X-4837 A (B)

Neuville JJ -9-203  
7 June 1949

AFTER

ESTIMATED HEIGHT 5 Ft. 10 3/4 Inch.

7 June 1949

Anthropological report

I, undersigned, VANDERVAEL Frans, M.D., professor at Liege University, have examined today at Neuville Cemetery, the remains X-4837 A and X-4837 B in order to determine individual identification of HEISS John L., who appears to be one of those two cases. I examined too a third group of remains (Unknown X-4838.) but this one has obviously nothing to do with the case of HEISS J.L.

HEISS John L., in life, was 5'9 $\frac{1}{2}$ " high. This is the only useful information I had on the case. The tooth chart is useless, for not a tooth is present. So, determination of the stature is here of the greatest importance.

I checked first the segregation of the bones and had only a little change to do: the remaining fragments of the left scapulae had to be switched. The other bones were rightly separated, due to the difference in size of bone structure.

My principal observations on the remains are as follows:

- X-4837 A** Skull: The fragments of skull bones show a portion of the right lamboid suture: not closed.
- Vertebrae: The vertebrae present are: 6 cervical vertebrae (atlas missing), the 2nd, 11th and 12th thoracic vertebrae, fragments of other thoracic vertebrae, and the 5 lumbar vertebrae. Dimensions of the axis are: Max vertical diameter 42 mm, max a-p diameter 46 mm, max transv. diameter 60 mm. The cervical, thoracic and lumbar vertebrae belong certainly to the same skeleton. The 5th lumbar vertebra articulates with the upper part (present) of the sacrum and this one can be consolidated with the left iliac bone.
- Shoulder-girdle: The inner part of the left clavicle, fragments of the scapulae. Dimensions of the glenoid cavity (r & l sides): ht 38.5 mm; w 26.0 mm.
- Upper limbs: Right humerus: the distal part of the shaft is missing. Left humerus: The part between the head and the shaft is missing. So, the entire length of the humeri cannot be measured. Right radius: two fragments which join perfectly together. Total length of the radius: 277 mm.
- Lower limbs: Femora: only fragments. It is impossible to measure the total length of the bones. I took the following measurements: vertical diameter of the head (right side): 46 mm; bicondylar width: 82 mm. Right tibia: broken in four fragments, but no part is missing and the total length of the bone can be taken: 400 mm. Left tibia: fragmentary; total length unmeasurable.
- Bones of the feet: Among them I noticed the calcaneus and talus of both sides. I took the length of the calcaneus: 90 mm. for the right calcaneus and 90 mm. also for the left one.
- ESTIMATED STATURE: We have here only two long bones which length can be measured and can serve to estimate the approximate height of the individual: right Radius: 277 mm; right Tibia: 400 mm. According to Macevriev's table, the stature (derived from Radius) was: 193 cm; (derived from Tibia) was 175 cm. Average, 179 cm. If we follow Macevriev's method in which it is said that 2 cm. must be subtracted from the result, the real height of the man, in life, was 177 cm., i.e., 5'9 $\frac{1}{2}$ ".

- X-4837 B** The remaining bones not so numerous as X-4837 A. Principal remaining bones are 8 thoracic vertebrae, 5 lumbar vertebrae, fragments of pelvis, both ends right Tibia, upper end left Fibula, right Patella, left Radius (lower end missing).



C O R R E C T E D C O  
**REPORT OF BURIAL**  
TM 10-630 AND AR 30-1815

14 Feb 49

Unknown X-4837 A (B)

Unk

Unk

Last Name

First

Initial

Rank

Serial No.

Unk

AAF

Unit

Organization

Near Berlin, Germany

Unk

Plane Crash

Place of Death

Date of Death

Cause of Death

1500 - 13 Feb 47

USMC Neuville-en-Condroz, Belgium (VK 390187)

Time and Date of Burial

Name of Cemetery

Name or Coordinates of Location

203

9

JJ

TWC

Grave Number

Row Number

Plot Number

Type of Marker

Disposition of Identification Tags: Buried with body Yes  No  Attached to Marker Yes  No

If No Identification Tags

How were remains identified? Processing of Unk X-4837 disclosed a mass of two (2)

decedents. Segregation was accomplished on basis of difference in bone size, color and structure.

What means of identification were buried with the body?

One copy of GRS Form #1 placed in a burial bottle and buried with the remains

To determine Right or Left use Deceased's Right and Left.

Who is buried on:

Deceased's Right:

X-8013

Unk

Unk

BTB AAF

202

Name

Serial No.

Rank

Organization

Grave No.

X-8014

Unk

Unk

Unk

204

Deceased's Left:

Name

Serial No.

Rank

Organization

Grave No.

Signature of Name, Rank and if possible Organization of person furnishing above Data when other than officer reporting burial



If print of identification tag is not affixed fill in below:

Emergency Addressee

Unk

Name

Unk

Address

Religion

Unk

List only Personal Effects Found on Body and disposition of same: None

Previously designated Unk X-4837 and buried  
in Plot U, Row 4, Grave 83  
USMC Neuville en Condroz, Belgium

A CERTIFIED TRUE COPY:

JOHN W. LONG

Major, Inf. Asst Operations

Officer

Signature of Officer or other person reporting burial

Verified by G.R.S. Officer

/s/t/ D.C. MILLER  
SFC QMC

/s/t/ DON O. TOMILL  
1st Lt FA