

FILE IDENTIFICATION TOPPER

FILE NUMBER

293 Hank LaCarne C16 #2033

SUBJECT

Formerly

Hank LaCarne 1-530

AGRC 559

MC IN 50981

Case 855

Jan 49 241615Z

293 Unkn France La Cambe

CIL-2033

REF AGRC 559

Unkn X-528, Plot BC, Row 2, Grave 21, X-529, Plot BC, Row 2, Grave 22

X-530, Plot BC, Row 2, Grave 23 and X-531, Plot BC, Row 2, Grave 24

USMC La Cambe Now redesignated to CIL No. 2031, 2032, 2033 and 2035

Respectively. Request authority to cancel disinterment Directives.

End AGRRE. Peckham

File 314.6 GRS Europe (Disint. Dir.)

File
241615Z
Jan 49

C O P Y

HEADQUARTERS
AMERICAN GRAVES REGISTRATION COMMAND
EUROPEAN AREA
APO 58 US ARMY

RRE 314.6

30 December 1948

SUBJECT: CIL Remains

TO : The Quartermaster General, Washington 25, D. C.

1. The following Unknowns have been eliminated from the records of this office by assigning them CIL numbers.

X-55	Blosville	Flot Q	Row 4	Grave 64
X-56	"	" Q	" 4	" 62
X-134	"	" I	" 8	" 160
X-463	"	Held in Unknown Repository		
X-531	La Cambe	Flot BC	Row 2	Grave 24
X-530	" "	" BC	" 2	" 23
X-529	" "	" BC	" 2	" 22
X-528	" "	" BC	" 2	" 21
X-456	" "	" BE	" 5	" 96
X-455 D	" "	" BC	" 6	" 114
X-455 C	" "	" BC	" 6	" 113
X-455 B	" "	" BC	" 6	" 112
X-455 A	" "	" BE	" 5	" 94
X-454	" "	" BE	" 5	" 93
X-452	" "	" BE	" 5	" 91
X-451	" "	" BE	" 5	" 90
X-450	" "	" BE	" 5	" 89
X-167	St. Laurent	" BB	" 2	" 33
X-169	" "	" BB	" 2	" 34
X-170	" "	" BB	" 2	" 35
X-171	" "	" BB	" 2	" 36
X-172	" "	" BB	" 2	" 37
X-173	" "	" BB	" 2	" 38
X-70	" "	" BB	" 2	" 22

2. The records at this Headquarters indicate that these remains cannot be associated with any casualty now buried in this theater.

FOR THE COMMANDING GENERAL:

/s/ George L. Freeman
1/Lt. CIG
Actg Asst Adj Gen

FILE
3714
25
12/31/48

C O P Y

QMOMT 293
314.6 GRS European Area
SUBJECT: GIL Remains

1st Ind

Department of the Army, OQMG, Washington 25, D. C. 4 March 1949

TO: Commanding General, American Graves Registration Command, European Area, APO 58, c/o Postmaster, New York, New York

1. Reference is made to basic communication.
2. This Office concurs in the assignment of GIL numbers to all unknowns listed thereon with the exception of Unknowns X-450, X-451, X-452, X-454 and X-456, USMC La Combe.
3. In view of the fact that Reprocessing Reports indicate the presence of teeth in each of these cases, it is requested that elimination by the assignment of GIL numbers be suspended and that these Unknowns be declared unidentifiable instead.
4. Request that Certificates of Unidentifiability be forwarded to this Office at the earliest practicable date.

FOR THE QUARTERMASTER GENERAL:

T. H. MEYER
Lt. Colonel, GSC
Memorial Division

HEADQUARTERS SECOND ZONE
AMERICAN GRAVES REGISTRATION COMMAND
CAMP JOHN B. FRANKS
EUROPEAN AREA
APO 58 U.S. ARMY

GRVO 293

27 February 1948

SUBJECT: Additional Unknown Decedent, USMC La Cambe

TO: Commanding General
American Graves Registration Command
European Area
APO 58 US Army

1. Processing of remains of L. G. Ennis, 38396009, previously buried in Plot I, Row 2, Grave 24, USMC La Cambe, France, revealed two skulls. Tooth chart for Ennis was obtained from your headquarters and skull belonging to this decedent identified and placed with remains for disposition in accordance with disinterment directive.

2. Extra skull has been designated as Unknown X-530, USMC La Cambe, and is being held in Unknown Repository, USMC St Laurent, pending further decision by your headquarters.

3. Report of burial and tooth chart for Unknown X-530 are inclosed.

FOR THE COMMANDING OFFICER:

2 Incls.
1. ROB, X-530 (in trip)
2. Tooth chart, X-530

WILLIAM J. WOOD
Captain FA
Adjutant

Telephone: BALzac 5400
Carentan Ext 83

RECEIVED
MAY 10 1948
U.S. DEPARTMENT OF JUSTICE
FEDERAL BUREAU OF INVESTIGATION
WASHINGTON, D.C.

TO: SAC, NEW YORK (100-100000) FROM: SAC, PHOENIX (100-100000)

RE: [Illegible] (100-100000) (P)

1. [Illegible]

2. [Illegible]

3. [Illegible]

FOR THE DIRECTOR (100-100000)

WILLIAM J. TORO
Captain
Phoenix

1. 100-100000 (P)
2. 100-100000 (P)

100-100000
Phoenix



Not Plotted

Graves Registration
Form No. 1
(Revised 1 Sept. 1943)

REPORT OF BURIAL

7 September 1948
Date

UNKNOWN X-530
Last Name First Initial Rank Serial No. Unknown Unknown

Unknown
Unit Organization

France
Place of Death Unknown Unknown
Date of Death Cause of Death

1400, 7 September 1948
Time and Date of Burial USMC La Cambe, France
Name of Cemetery Name or Coordinates of Location

23
Grave Number Row Number Plot Number Type of Marker BC Cross

Disposition of Identification Tags : Buried with body Yes No Attached to Marker Yes No

If No Identification Tags
How were remains identified? Remains consist of extra skull, maxilla and mandible, found with remains of L. G. Ennis, 38396009, Plot I, Row 2, Grave 24, USMC La Cambe.

What means of identification were buried with the body?
GRS tags and mortuary plates.
*Canal Assigned
AGRC-557 ltd 24 Jan 49*


To determine Right or Left use **Deceased's** Right and Left.

Who is buried on :

Deceased's Right : Unknown X-531
Name Serial No. Rank Organization Grave No. 24

Deceased's Left : Unknown X-529
Name Serial No. Rank Organization Grave No. 22

Signature or Name, Rank and if possible Organization of person furnishing above Data when other than officer reporting burial.



If print of identification tag is not affixed fill in below :

Emergency Addressee Unknown
Name

Address

Religion Unknown

List only Personal Effects Found on Body and disposition of same :

NONE

W.H. Hubbell
W. H. HUBBELL, DA Civilian
Signature of Officer or other person reporting burial

James F. Nabors
JAMES F. NABORS, Major Inf.
7856 AGRC Verified by G.R.S. Officer Zone # 2

Incl #7

REPORT OF BURIAL IF DECEASED UNIDENTIFIED

Take Fingerprints of Both Hands. If unable to obtain a complete set of Fingerprints, Take Those You Can, and fill in the following :

Height : Laundry Marks :
 Weight : Number of Rifle :
 Color of Eyes : Wear Glasses ?
 Color of Hair : Is Tooth Chart Attached ?
 Race :

(If possible, have medical personnel take a tooth chart, if no medical personnel present, fill in a tooth chart below.) In space below, locate, and describe any scars, birthmarks, moles, deformities, etc.

Note below any identifying clues found, such as letters, photographs, probable organization of deceased, etc. :

Left Hand

Right Hand

1							
2							
3							
4							
5							
6							
7							
8							
9							
10							
11							
12							
13							
14							
15							
16							
17							
18							
19							
20							
21							
22							
23							
24							
25							
26							
27							
28							
29							
30							

TOOTH CHART

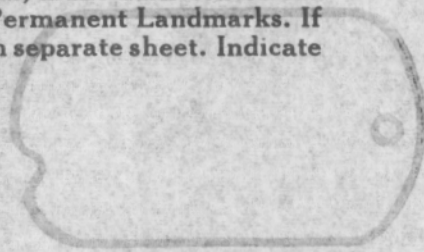
	Decceased's Right																Decceased's Left															
	8	7	6	5	4	3	2	1	1	2	3	4	5	6	7	8	8	7	6	5	4	3	2	1	1	2	3	4	5	6	7	8
Upper																																
Lower																																

Indicate: missing natural teeth by X ; crowns by O ; fillings by □ ; Bridges by ⊕ ; Linking anchor teeth ; replacements by artificial teeth X

Characteristics

Other Data

If this is an Isolated Burial, make a Sketch of the Location, oriented with Permanent Landmarks. If more space needed attach separate sheet. Indicate North.



S. et C. 76992 - 887 M - 3-45

RECORDS DIVISION
 OCT 27 9 05 AM '48
 JAMES E. LABORER, JUNIOR
 7886 ARB

REPORT OF BURIAL

TM 10-630 AND AA 30-1815

27 Feb 1948

Date

UNKNOWN X-530 (LA CAMBE)

Unknown

Unknown

Last Name

First

Initial

Rank

Serial No.

Unknown

Unknown

Unit

Organization

Unknown

Unknown

Unknown

Place of Death

Date of Death

Cause of Death

Remains being held in Unknown Repository, USMC St Laurent, France

Time and Date of Burial

Name of Cemetery

Name or Coordinates of Location

Grave Number

Row Number

Plot Number

Type of Marker

Disposition of Identification Tags: Buried with body Yes No Attached to Marker Yes No

If No Identification Tags

How were remains identified?

Remains consist of skull, maxilla and mandible, previously buried with remains of L. G. Ennis, 38396009, Plot I, Row 2, Grave 24, USMC La Cambe.

What means of identification were buried with the body?

To determine Right or Left use Deceased's Right and Left.

Who is buried on:

Deceased's Right:

Name

Serial No.

Rank

Organization

Grave No.

Deceased's Left:

Name

Serial No.

Rank

Organization

Grave No.

Signature or Name, Rank and if possible Organization of person furnishing above Data when other than officer reporting burial.

If print of identification tag is not affixed fill in below:

Emergency Addressee

Name

Address

Religion

List only Personal Effects Found on Body and disposition of same:

None

W. H. HUBBELL, US DA Civilian, Hq 2nd Zone AGR

Signature of Officer or other person reporting burial

JAMES F. NABORS, Major, Inf.
Hq Second Zone, AGR

IF DECEASED UNIDENTIFIED

Take Fingerprints of Both Hands. If unable to obtain a complete set of Fingerprints, Take Those You Can, and fill in the following:

Height:	Laundry Marks:
Weight:	Number of Rifle:
Color of Eyes:	Wear Glasses?
Color of Hair:	Is Tooth Chart Attached?
Race:	

(If possible, have medical personnel take a tooth chart, if no medical personnel present, fill in a tooth chart below.) In space below, locate, and describe any scars, birthmarks, moles, deformities, etc.

Note below any identifying clues found, such as letters, photographs, probable organization of deceased, etc.:

INDEX

Right Hand

Thumb

TOOTH CHART

		Deceased's Left														
Deceased's Right	8	7	6	5	4	3	2	1	1	2	3	4	5	6	7	8
Upper																
Lower	8	7	6	5	4	3	2	1	1	2	3	4	5	6	7	8

Indicate: missing natural teeth by X; crowns by O; fillings by □; Bridges by ⊙; linking anchor teeth; replacements by artificial teeth X

Characteristics: _____

Other Data: _____

If this is an Isolated Burial, make a Sketch of the Location, oriented with Permanent Landmarks. If more space needed attach separate sheet. Indicate North.

TOOTH CHART

27 February 1948

Date

UNKNOWN X-530 (LA CAMBE USMC)

Last Name First Initial Grade Serial No.

Previously buried with I.G. Ennis, Plot I, Row 2, Grave 24

Unit Organization

Place of Death Date of Death Cause of Death

Right

Left

8 7 6 5 4 3 2 1 1 2 3 4 5 6 7 8

	NOTE	Cavity															NOTE
Side views																	
TOP																	
VIEWS																	
Side Views																	
	NOTE	A OD															NOTE
	16	15	14	13	12	11	10	9	9	10	11	12	13	14	16	16	

This dental chart is very important and should be filled in with great care. There are 32 teeth to be accounted for, as shown by the numbers on the chart. Beginning at the middle line in both upper and lower jaws, the teeth are arranged symmetrically on either side and classed as incisors (cutting teeth), cuspids or canines (tearing teeth), bicuspids (chewing teeth), and molars (principal chewing teeth). An examination should be made and findings charted to cover the following basic conditions: Lost teeth, crowned teeth, bridge work, fillings, caries (cavities of decay), dentures (plates), and any deformity of jaws found.

See reverse side for illustrations.

NOTE: L-8, R-8, L-16,

R-16 are unerrupted.

Teeth white, alignment good.

A CERTIFIED TRUE COPY:

W.H. HUBBELL, US DA Civ.

Signature of Officer or other person who prepared Tooth chart

Hq Second Zone, AGRC

Verified by G. R. C. Officer

~~GEORGE L. FREEMAN~~

~~1715 OIE~~
~~Robert A. SALVADOR~~

Capt. Inf O-1323173

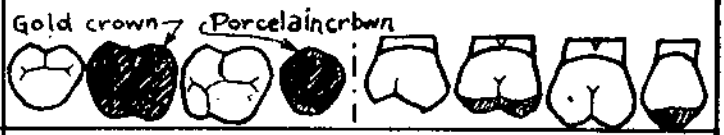
EF7 FORM 13-22 (29-AUG-36)

(OLD GRAVE REGISTRATION FORM 1-A)

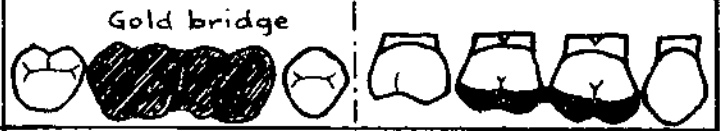
MISSING TEETH... All teeth missing through previous extraction (not those fractured or displaced by recent wounds) should be "X" 'd out and labeled, thus :




CROWNED TEETH... Block in solid the crown of tooth (label gold, porcelain, Silver or gold and porcelain), thus :



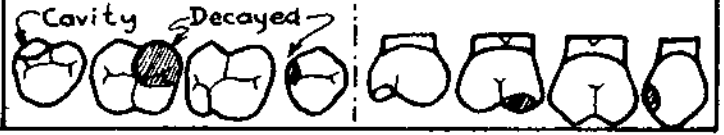
BRIDGE WORK... Block in solid the crown of tooth (label gold bridge, gold and porcelain bridge), thus :



FILLINGS... Draw filling on tooth as accurately as possible (block in and label gold, silver, cement), thus :



CARIES (CAVITIES). Outline location and size of cavity, shade in thus :



DENTURES (PLATES)... Draw diagram of relative size and shape of plate, block in teeth attached and indicate retaining clasps on natural teeth with the word "clasp"

ADDITIONAL SPACE FOR FURTHER REMARKS