

7887 GE. VFS DETACHMENT

APO 757

9/3 unk Cambridge X-44

MB

Attached hereto are case papers for an approved unidentifiable case which are considered to be of investigative importance. Records of this headquarters indicate these case papers were not previously forwarded to OQTC for

UNKNOWN X-44 Cambridge

(POC) CAMBRIDGE

2

HEADQUARTERS
AAF STATION 595
APO 559, U.S. ARMY
Office of the Surgeon

M-B-1

17 November 1945

SUBJECT: Unidentified Body.

TO : Whom It May Concern

1 An unidentified body was found on the beach at Lowestoft, Suffolk, 14 November 1945. The body was first discovered by a British sailor who notified the British Police in Lowestoft, who in turn notified the surgeon at this station.

2 The body was picked up at 2130 hours, 14 November 1945 at the morgue in Lowestoft and brought to the station dispensary at this station by the following medical personnel of this station:

Sgt Forrest W. Rogers, 36557287, Hq & Base Sv Sq, 411th ASG
Cpl Samuel A Rosatone, 33300458, Hq & Base Sv Sq, 411th ASG
Cpl Joseph G Mason, 35414131, 820th Air Engr Sq, 444th ASG

3. The body was estimated to have been in the North Sea for at least six months, and was identified as that of an American flying officer by the remnants of officer's clothing and a throat microphone which was on it. An undershirt, bearing the initials "C.D." and a laundry mark "4656" was also on the body when it was found. This laundry mark was written by hand, and apparently constitute the last four numerals of the officer's Army Serial Number.

4 The body was taken to the 163rd. General Hospital (US), at South Mimms, and thence to the American Military Cemetery at Cambridge, Cambs, by the following medical personnel of this station.

Sgt Forrest W Rogers, 36557287, Hq & Base Sv Sq, 411th ASG
Cpl. Samuel A Rosatone, 33300458, Hq & Base Sv Sq, 411th ASG
Cpl. Frederick R. Baker, 32705574, 9th Depot Supply Sq.

For the Surgeon:

s/t/ PAUL F. RYE
1st Lt., M.C.
Assistant

CERTIFIED TRUE COPY:

Gerald L. Mans
GERALD L. MANS
1st Lt., M.C.,

*NAN
full
1 me
ident section
26 41 (5)*

UNK X-44

LABORATORY SERVICE
163RD GENERAL HOSPITAL
APO 413, U.S. ARMY

Autopsy No. A-3-X

NAME: Un-known ASN: Un-known STATUS: Un-known AGE: Un-known

SEX : Male RANK: Un-known (possibly officer)

RACE: Un-known (possibly white) NATIVITY: Un-known

RELIGION: Un-known ORGANIZATION: Un-known

ADMITTED: 15 November 1945 (for record only)

HOSPITAL REGISTER NO.: 20692 $\frac{1}{2}$

DATE AND TIME OF DEATH: Unknown

DATE OF AUTOPSY: 16 November 1945 TIME: 1030 Hours.

PLACE OF AUTOPSY: Morgie: Graves Registration, Cambridge
U.S. Military Cemetery, Cambridge, England

NOTE: This unidentified body was brought to this hospital on 15 November 1945 by 411 Hq. Sqdn. Air Service Group, APO 559, AAF Station 595. It had been discovered on the seacoast. It was sent from this hospital directly to U.S. Military Cemetery, Cambridge. Investigation and identification procedures were initiated and instituted by graves registration there. The body is thought to be that of an American Army Officer only because of nature of remnants of clothing still remaining on it. This clothing is stiff and crusted with salt deposits. Some of the clothing was removed by the grave registration authorities. Some had already been removed (and wrapped in a blanket) before the body was sent to us. We removed none of the clothing at time of Autopsy.

PATHOLOGIC DIAGNOSIS

The amount of deterioration and decomposition is such that no specific findings are possible relative to the visceral organs,

BONES AND JOINTS: Complete absence of flesh of skull and cervical vertebrae. Absence of mandible. Absence of hands, bilateral. Complete exposure of patellae, bilateral. Exposure of distal ends of tibia and fibula, bilateral. Absence of right foot. Absence of some toes of left foot.

MISCELLANEOUS: Absence of skin from entire remaining flesh Absence of flesh from head, neck, arms, lower legs.

AUTOPSY FINDINGS

Due to the length of time the body has been exposed since death, marked deterioration and decomposition has taken place.

GENERAL: The body is that of a male. Associated with it is a very marked penetrating, sewer-gas odor. It is 67 inches in length and, if complete would weigh

approximately 160-170 pounds. It is in a marked state of deterioration and decomposition. There is absolutely no flesh remaining of the skull or neck. A smooth, somewhat bleached skull remains which is attached to exposed, cervical vertebrae which are held together by remnants of vertebral ligaments. The lower jaw is absent. Many of the teeth are missing from the upper jaw (see accompanying dental chart). Some of the more delicate parts of bones of the base of the skull show irregular fractures. There is no fracture of the vault or in the region of the foramen magnum. There is no skin remaining on the body. There is some fatty subcutaneous tissue remaining over the chest, trunk and thighs. This is whitish in color and almost putty like in consistency. There are numerous irregular pebbles and some sand imbedded in it. The chest and abdomen have a somewhat puffy appearance about them but no asymmetry is seen. Pressure over the abdomen and thighs presents a dough-like resistance. The upper extremities are similar. Over the deltoid regions is a small amount of dried, dark brown muscle tissue. This type of muscle extends part way down the humerus becoming very scant with exposed, bleached bone in the distal half. The radius and ulna are exposed except for scant strands of similar muscle and bleached in appearance. The distal ends are smooth and the hands are missing bilaterally. The thighs are similar, as described. There is no skin or periosteum over the patellae bilaterally. They are smooth and white and surrounded by small amounts of dried muscle and fatty tissue. The muscle and connective tissue of the lower legs is scant and becomes less until at the distal portions exposed, denuded bones are seen. The right foot is absent. The left foot is partially present, being loosely attached by ligamentous tissue. There is a small amount of tissue remaining over the heel and planter-surface posteriorly. The toes are exposed as denuded, white bones, some of which are absent. The external genitalis are absent, there being only a small amount of fatty tissue remaining. There is a scant amount of brown slightly curly pubic hair.

PRIMARY INCISION: The usual Y type of incision is made revealing a thick layer of doughy white fat and sparse fowl-smelling muscle of brownish red color. The ribs are cut very easily. The abdominal cavity presents a strong, fowl somewhat putrid odor. The parietal peritoneal surfaces are smooth and somewhat slimy in appearance and a brownish color. The abdominal visers show marked deterioration with slimy, dark surfaces. Loops of bowel are inextricably matted together and decomposition such that manipulation breaks them open. The pleural cavities are similar. The parietal pleura is smooth and dark gray in color. There is a small amount of brownish black-viscid fluid in each. The pericardial cavity shows no roughening of the surfaces. No evidence is seen that a missile has penetrated any of the cavities.

HEART: The heart is estimated to weigh 275-300 grams. It is doughy in consistency. The surface is dark brown-red in color. No blood is found within it or the great vessels. The inner surfaces are smooth and red-gray in color. The valves show no structural abnormalities. Section presents a dark brown soft muscular surface.

AORTA AND VESSELS: No blood is seen within vessels. No structural abnormalities are seen.

LUNGS: The lung tissue is reduced to a few blebs and strands of oozy gray-black tissue.

SPLEEN: The capsule is dark gray and intact. The parenchyma is dark red-black and very mushy.

LIVER: The surface is dark reddish yellow and mottled in appearance. Section shows dark brownish tissue. It is not removed.

GI TRACT: Due to the condition of the bowel-as described no removal is attempted. There is an appendix present

PELVIC ORGANS: The pelvic organs and kidney are not removed.

BONES AND JOINTS have been described. No evidence of fracture other than those mentioned in the skull are seen.

INTERPRETATION: It cannot be said by this prosector what the cause of death was in this case. That there had been prolonged immersion in the sea is a reasonable hypothesis. The complete absence of tissue from the exposed regions and the smooth bleached appearance of the exposed bone support this. Death could have also been caused by immersion-but other possibilities obviously remain.

s/t/ BYRON O. COBB.
Capt , U.S.C.
Chief of Laboratory Service.

CERTIFIED TRUE COPY:

Gerald L. Rans
GERALD L. RANS
1st Lt., QMC.

IDENTIFICATION CHECK LIST

(To be completely filled out and attached to each copy
 of Report of Interment WD QMC Form 1042)

X

E.O. # 1140

Unknown X 44
 Cemetery CAMBRIDGE
 Plot CC Row 6 Grave 10

- DATE PROCESSED**
- 1 Arrived at cemetery 21 SEPT 48
(Hour) (Date)
 - 2 Place of death _____
(Name of closest town) (Coordinates and letter Prefix, maps)
 - (Sheet, scale and serials used)
 - 3 Remains PROCESSED recovered or disinterred by C.I.P. - FIRST-ZONE
(Name and organization)
 - 4 Evacuated to Cemetery by _____
(Name and organization)
 - 5 Description of clothing and equipment (if clothes do not fit obtain size from body measurements)

Item	Clothing Markings	Sizes	Indicate unusual markings color, wear, tear, repairs, etc
* Headgear	<small>(Type)</small>		
Raincoat			
Overcoat			
Jacket, Field			
Jacket, Combat			
Mackinaw			
Sweater			
Jacket, HBT			
* Shirt Wool OD			
Undershirt, Wool			
Undershirt, Cotton			
Trousers, HBT			
* Trousers, Wool OD			

NONE PROCESSED
 PREVIOUS BY REPORT

X

Belt web
 Drawers, wool
 Drawers cotton
 Leggings wool
 Socks, cotton
 * Shoes (type)
 Overshoes
 Web Equipment (type)
 (Other item)
 (Other item)

NONE

* If body is nude, sizes of these items should be computed by measuring the remains

Chevrons or Insignia (Type & location, shirt, jacket, coat, helmet)
 Shoulder Patch

NONE

Does clothing indicate that deceased was a member of the Air, Ground or Naval Force? UTD

REMAINS PARTIALLY COMPLETE AND INTACT.

6 Description of Remains *BY MEASUREMENT*

Age UTD Height EST 5-6" Weight UTD Description of wounds UTD

Bandages or dressings Scars (length, width, location)

Tattoos (Number, location — illustrate on separate page)

Outstanding moles, warts or birthmarks (yes-no, description, location)

Sunburn or tan, other than hand and face

Complexion (Light, medium, dark clear, pimples, pocks, wrinkles)

Build (Large, fat, thin, muscular)

Hair *NONE FOUND*
 (Color, length, quantity, curly, wavy, straight, whorls, or definite parting)

Hair (Baldness, widows peak, distinctive cutting or other characteristics)

Sideburns UTD Mustache UTD Beard or UTD
 (Color, setting, shape) (Color, size, shape) (Length, heavy)

Goatee (Light, color, extent) ~~UTD~~

Eyes (Color setting shape) ~~UTD~~

Nose (Size, shape, straight) ~~UTD~~

Mouth (Large, medium, small) ~~UTD~~

Eyebrows (Color, bushiness extent across nose) ~~UTD~~

Ears (Size, set close to or far from head) ~~UTD~~

Lips (Small, large, full) ~~UTD~~

Teeth **See TOOTH CHART ATTACHED**
 (White, size, unevenness, spacing, noticeable crowns, fillings, extracts)

Chin (Prominent, receding, pointed, dimples, double) ~~UTD~~

Jaw (Large, small, normal) ~~UTD~~

Circumference of head in inches **21 1/2**
 (Hat band)

Neck (Size, length, short, normal, wrinkled) ~~UTD~~

Larynx (Prominent, normal) ~~UTD~~

Shoulders (Broad, straight, small, rounded) ~~UTD~~

Arms (Length, muscular, color, extent and quantity of hair) ~~UTD~~

Hands ~~UTD~~

Fingers (Short, thick, long, slender, size of knuckles, missing fingers or joints) ~~UTD~~

(Unusual characteristics of fingernails)

Chest (Size of nipples, color, quantity and extent of hair, large, small, normal) ~~UTD~~

Waist (Size of navel, appendectomy, amount, quantity and color of hair) ~~UTD~~

Back (Quantity and extent of hair) ~~UTD~~

Circumcision ~~UTD~~ (Yes no)

Pubic Hair **Reddish Brown** (Color)

Hernioplasty (Yes no, location) ~~UTD~~

Legs (Muscular, knock kneed, bowed, normal, quantity, color and extent of hair) ~~UTD~~

Feet (Size, corns, callouses, flat) ~~UTD~~

Toes (Slender, straight, crooked, overlap) ~~UTD~~

Evidence of healed fractures **NONE EVIDENT**
 (Nose, arms, legs, etc)

NOTE Use attached charts "A" and "B" to indicate parts not received

7 Have finger prints been placed on Report of Interment? No (Yes-no)

If not explain Too Decomposed AND/OR MISSING
SEE CHART ATTACHED

8 Has tooth chart been prepared? Yes If not explain (Yes-no)

9 Remarks Processed AS PER E.O. #1140. REMAINS
PARTIALLY COMPLETE AND INTACT/TABLE.
MEASUREMENT: 5 FT. 6 INCHES EST. ALL CLOTHING
PREVIOUSLY DESTROYED BY REPAT. TOOTH AND
SKETAL CHART ATTACHED.

I certify that I have personally viewed the remains of subject deceased and all resulting information has been recorded to the best of my knowledge

F. A Cuomo
(Officer's Name)

D. A C Rank IDENT. TECH Service

(Organization)
[Signature]

UNK-X-44
 CC-6-10
 CAMBRIDGE
 E.O. 71110

TOOTH CHART

21 Sept 44
 Date



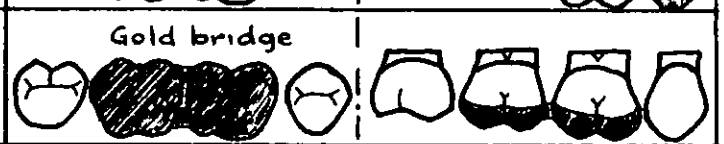


Last Name	First	Initial	Rank	Serial No
Unit		Organization		
Place of Death		Date of Death	Cause of Death	

	Right														Left														
	8	7	6	5	4	3	2	1	1	2	3	4	5	6	7	8													
	X	X	X	R OMF	R ODF			⊗	⊗			R OD	R DM	R E ODLF	X	⊗	NOTE												
Side views	[Dental side view illustrations]																												
TOP VIEWS	[Dental top view illustrations]																												
Side Views	[Dental side view illustrations]																												
	M	17	N	D	I	B	L	E	-	M	I	S	S	-	N	G													
	16	15	14	13	12	11	10	9	9	10	11	12	13	14	15	16													

See Remarks
 This dental chart is very important and should be filled in with great care. There are 32 teeth to be accounted for, as shown by the numbers on the chart. Beginning at the middle line in both upper and lower jaws, the teeth are arranged symmetrically on either side and classed as incisors (cutting teeth), cuspids or canines (tearing teeth), bicuspids (chewing teeth), and molars (principal chewing teeth). An examination should be made and findings charted to cover the following basic conditions: Lost teeth, crowned teeth, bridge work, fillings, caries (cavities of decay), dentures (plates), and any deformity of jaws found. See reverse side for illustrations.

John E. Beyer
 Signature of Officer or other person who prepared Tooth chart

Verified by G R S Officer

<p>MISSING TEETH All teeth missing through previous extraction (not those fractured or displaced by recent wounds) should be "X" 'd out and labeled, thus</p>	
<p>CROWNED TEETH Block in solid the crown of tooth (label gold, porcelain, Silver or gold and porcelain), thus</p>	
<p>BRIDGE WORK Block in solid the crown of tooth (label gold bridge, gold and porcelain bridge), thus</p>	
<p>FILLINGS Draw filling on tooth as accurately as possible (block in and label gold, silver, cement), thus</p>	
<p>CAVITIES (CAVITIES) Outline location and size of cavity, shade in thus.</p>	

DENTURES (PLATES) Draw diagram of relative size and shape of plate, block in teeth attached and indicate retaining clasps on natural teeth with the word "clasp"

ADDITIONAL SPACE FOR FURTHER REMARKS

Size - average
color - Ivory
Postherosomely missing - L1 AND R1 AND L8
Spaces - R2 to R3 = 1MM
R3 to R4 = 1MM.
L2 to L3 = 2MM.

NOTE = L8 WAS PROBABLY UNERUPTED BEFORE DEATH.

Sept. 20. 1958

SKELETAL CHART - X-444-X-44

(BLACK OUT PARTS OF BODY NOT RECEIVED AT CEMETERY)

CC-6-10

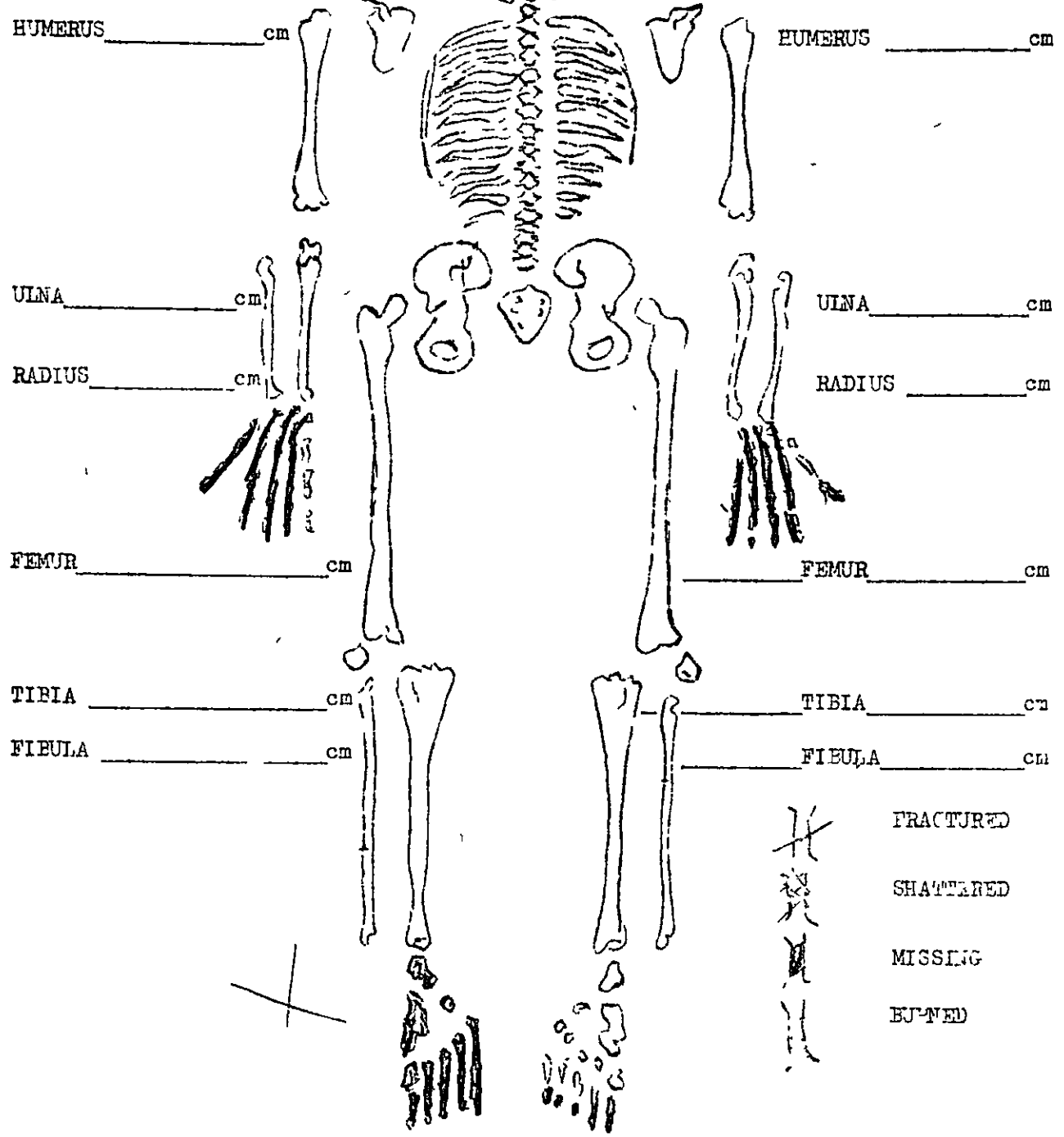
CAMBRIDGE, U.S.A.

E.O. # 1140

SKULL 21 1/2 inches.



SEE TOOTH CHART



ESTIMATED HEIGHT 5 FT 6 IN

TABLE MEASUREMENT

CHART "A-1"

F.A.C

USMC CAMBRIDGE
PLOT E ROW 4 GRAVE 98
DATE OF BURIAL 27 SEP 48
VERIFIED BY:
W.C. ENTZMINGER

DISINTERMENT DIRECTIVE

W.C. Entzinger

SECTION A -
NAME AND BURIAL LOCATION OF DECEASED

DIRECTIVE NUMBER
1615 00000

DATE
15 03 48
DAY MONTH YEAR

NAME		SERIAL NUMBER	RANK	ARM	DATE OF DEATH
UNKNOWN		X-000044		Q	
CEMETERY					DISPOSITION OF REMAINS
CAMBRIDGE					0 1601 80 CODE DIST PT
PLOT	ROW	GRAVE	COUNTRY		CAUSE OF DEATH
CC	6	10	BRITISH ISLES		6

SECTION B - CONSIGNEE AND NEXT OF KIN

NAME AND ADDRESS OF CONSIGNEE CAMBRIDGE, ENGLAND (BY ADMINISTRATIVE ORDER)	NAME AND ADDRESS OF NEXT OF KIN
--	---------------------------------

SECTION C - DISINTERMENT AND IDENTIFICATION

NAME	SERIAL NUMBER	RANK	DATE OF DEATH	DATE DISINTERRED
UNKNOWN X-44	- - -	-	Unknown	10 April 1948
IDENTIFICATION TAG ON <input checked="" type="checkbox"/> REMAINS <input checked="" type="checkbox"/> MARKER	ORGANIZATION UNKNOWN	RELIGION - -	IDENTIFICATION VERIFIED BY s/ David W Brown 1st Lieut. 60th QM Bn INF NAME AND TITLE	

SECTION D - PREPARATION OF REMAINS FOR SHIPMENT

NATURE OF BURIAL U.K. Casket - Uniform	CONDITION OF REMAINS Body Complete except mandible, hands and right foot.
--	---

OTHER MEANS OF IDENTIFICATION Name "I. RASMUSSEN" on officers' shirt; Air Corps shoulder patch on same shirt.

MINOR DISCREPANCIES / None.

HAS FILE RECORDS ANNOTATED
DATE 14 Apr 48
David L Benshoff
S. & B. BR.

REMAINS PREPARED AND PLACED IN CASKET
DATE 23 - 6 - 48 BY p/ DAVID L BENSHOFF

CASKET SEALED BY p/ DAVID L BENSHOFF EMBALMER (Signature) s/ David L Benshoff

CASKET BOXED AND MARKED DATE 23/6/48 BY s/ A. McQuirk SHIPPING ADDRESS VERIFIED BY

I hereby certify that all the foregoing operations were conducted and accomplished under my immediate supervision and that the report above is correct

s/ David L Benshoff

SIGNATURE OF GRS INSPECTOR

1 Prepare Discrepancy Report QMC Form 1194a for major discrepancies
I certify that the entries on this form are true copies of the entries on Copy #2 (Work Sheet copy) Tentative Disinterment Directive which contains the signatures of the persons whose names are typed hereon.

WILLIAM C ENTZMINGER, 1st Lieut, QMC

William C Entzinger

RECORD OF CUSTODIAL TRANSFER

1 SHIPPED

FROM		TO	
KIND OF CONVEYANCE		NAME OF CONVOYER	
SIGNATURE OF SHIPPER	DATE	SIGNATURE OF RECEIVER	DATE

2 SHIPPED

FROM		TO	
KIND OF CONVEYANCE		NAME OF CONVOYER	
SIGNATURE OF SHIPPER	DATE	SIGNATURE OF RECEIVER	DATE

3 SHIPPED

FROM		TO	
KIND OF CONVEYANCE		NAME OF CONVOYER	
SIGNATURE OF SHIPPER	DATE	SIGNATURE OF RECEIVER	DATE

4 SHIPPED

FROM		TO	
KIND OF CONVEYANCE		NAME OF CONVOYER	
SIGNATURE OF SHIPPER	DATE	SIGNATURE OF RECEIVER	DATE

5 SHIPPED

FROM		TO	
KIND OF CONVEYANCE		NAME OF CONVOYER	
SIGNATURE OF SHIPPER	DATE	SIGNATURE OF RECEIVER	DATE

6 SHIPPED

FROM		TO	
KIND OF CONVEYANCE		NAME OF CONVOYER	
SIGNATURE OF SHIPPER	DATE	SIGNATURE OF RECEIVER	DATE

7 SHIPPED

FROM		TO	
KIND OF CONVEYANCE		NAME OF CONVOYER	
SIGNATURE OF SHIPPER	DATE	SIGNATURE OF RECEIVER	DATE

1	U.S.I.C. CAMBRIDGE PLOT E ROW 4 GRAVE 98 DISINTERMENT DIRECTIVE DATE OF BURIAL 27 SEP 48 VERIFIED BY: <i>[Signature]</i>		
	SECTION A — NAME AND BURIAL LOCATION OF DECEASED W.C. ENTZMINGER	DIRECTIVE NUMBER	DATE

NAME	SERIAL NUMBER	RANK	ARM	DATE OF DEATH
	UNKNOWN X-000044		Q	
CEMETERY				DISPOSITION OF REMAINS
				CODE DIST. PT.
PLOT	ROW	GRAVE	COUNTRY	CAUSE OF DEATH
CC	6	10	CAMBRIDGE BRITISH ISLES	

SECTION B — CONSIGNEE AND NEXT OF KIN

NAME AND ADDRESS OF CONSIGNEE	NAME AND ADDRESS OF NEXT OF KIN

SECTION C — DISINTERMENT AND IDENTIFICATION

NAME	SERIAL NUMBER	RANK	DATE OF DEATH	DATE DISTINTERRED
UNKNOWN X-44			UNKNOWN	10 APRIL 1948
IDENTIFICATION TAG ON <input checked="" type="checkbox"/> REMAINS <input type="checkbox"/> MARKER	ORGANIZATION	RELIGION	IDENTIFICATION VERIFIED BY	
		UNKNOWN	D.W. BROWN 1/LT NAME AND TITLE	

SECTION D — PREPARATION OF REMAINS FOR SHIPMENT

NATURE OF BURIAL	CONDITION OF REMAINS
U.K. CASKET UNIFORM	BODY COMPLETE EXCEPT MANDIBLE HANDS AND RIGHT FOOT

OTHER MEANS OF IDENTIFICATION NAME I. RASMUSSEN ON OFFICER'S SHIRT
AIP CORP SHOULDER PATCH ON SHIRT

MINOR DISCREPANCIES 1

NONE

REMAINS PREPARED AND PLACED IN CASKET

DATE 23 JUNE 1948	BY DAVID L. BENSHOFF
CASKET SEALED BY	EMBALMER (Signature)
DAVID L. BENSHOFF	s/ DAVID L. BENSHOFF
CASKET BOXED AND MARKED	SHIPPING ADDRESS VERIFIED BY
DATE 23 JUNE '48 by A. McQUIRK	

I hereby certify that all the foregoing operations were conducted and accomplished under my immediate supervision and that the report above is correct

NOTE: Only # 1 & #2 copies of this Directive received from Hqs. Paris. #2 copy used as WORK SHEET.

s/ DAVID L. BENSHOFF

SIGNATURE OF GRS INSPECTOR

1 Prepare Discrepancy Report QMC Form 1194a for major discrepancies

I certify that the entries on this form are true copies of the entries on Copy #2 of this Disinterment Directive which contains the signatures of the persons whose names are typed hereon.

WILLIAM C ENTZMINGER, 1st Lieut. QMC

RECORD OF CUSTODIAL TRANSFER

1 SHIPPED

FROM		TO	
KIND OF CONVEYANCE		NAME OF CONVOYER	
SIGNATURE OF SHIPPER	DATE	SIGNATURE OF RECEIVER	DATE

2 SHIPPED

FROM		TO	
KIND OF CONVEYANCE		NAME OF CONVOYER	
SIGNATURE OF SHIPPER	DATE	SIGNATURE OF RECEIVER	DATE

3 SHIPPED

FROM		TO	
KIND OF CONVEYANCE		NAME OF CONVOYER	
SIGNATURE OF SHIPPER	DATE	SIGNATURE OF RECEIVER	DATE

4 SHIPPED

FROM		TO	
KIND OF CONVEYANCE		NAME OF CONVOYER	
SIGNATURE OF SHIPPER	DATE	SIGNATURE OF RECEIVER	DATE

5 SHIPPED

FROM		TO	
KIND OF CONVEYANCE		NAME OF CONVOYER	
SIGNATURE OF SHIPPER	DATE	SIGNATURE OF RECEIVER	DATE

6 SHIPPED

FROM		TO	
KIND OF CONVEYANCE		NAME OF CONVOYER	
SIGNATURE OF SHIPPER	DATE	SIGNATURE OF RECEIVER	DATE

7 SHIPPED

FROM		TO	
KIND OF CONVEYANCE		NAME OF CONVOYER	
SIGNATURE OF SHIPPER	DATE	SIGNATURE OF RECEIVER	DATE

HEADQUARTERS
AMERICAN GRAVES REGISTRATION COMMAND
EUROPEAN AREA
APO 53 US ARMY

AUG 24 1948

20 August 1948

Date

SUBJECT: Unidentifiable Remains.

TO: The Quartermaster General
Memorial Division
Washington 25, D.C.

1. The records pertaining to Unknown X- 44, Plot CC, Row 6, Grave 10, USMC Cambridge have been reviewed and it is the opinion of this office that insufficient evidence is available to establish the identity of this deceased, and that these remains should be classified as unidentifiable.

2. Report of Reprocessing was forwarded to your office by letter of transmittal no. 1766, dated Nov 1945. No further information is available.

FOR THE COMMANDING GENERAL:



GEORGE L. FREEMAN
1st Lt QMC
Actg Asst Adj Gen

Received TL 2495 20 Aug 48 OQMG
Not identifiable from
information presently
available

Incl # 3

11-511-1 am

HEADQUARTERS
AMERICAN GRAVES REGISTRATION COMMAND
EUROPEAN AREA
APO 58 US ARMY

25 October 1948

Date

SUBJECT : Unidentifiable Remains

TO: The Quartermaster General
Memorial Division
Washington 25, D.C.

1. The records pertaining to Unknown A- 44, Plot CC, Row 6, Grave 10, USIC Cambridge, England have been reviewed and it is the opinion of this office that insufficient evidence is available to establish the identity of this deceased, and that these remains should be classified as unidentifiable.
2. Report of Reprocessing was forwarded to your office by letter of transmittal No. 3167, dated 25 October 1948 No further information is available.

FOR THE COMMANDING GENERAL :

George L. Freeman
GEORGE L. FREEMAN
1st Lt J C
Actg Asst Adj Gen

Incl #4

HEADQUARTERS
AMERICAN GRAVES REGISTRATION COLIAND
EUROPEAN AREA
APO 58 US ARMY

RRE 200.2

Date 25 OCT 1948

SUBJECT : Reprocessing of Remains

TO : The Quartermaster General
2nd & T Sts. S.W.
Washington 25, D.C.


The remains of X-44
interred in Plot CC, Row 6, Grave 10, US Cambridge
England, have been reprocessed and the information
not previously forwarded to your Headquarters is herewith submitted.

Est. Height : 5' 6"

Remains partially complete and intact.

FOR THE COMMANDING GENERAL :

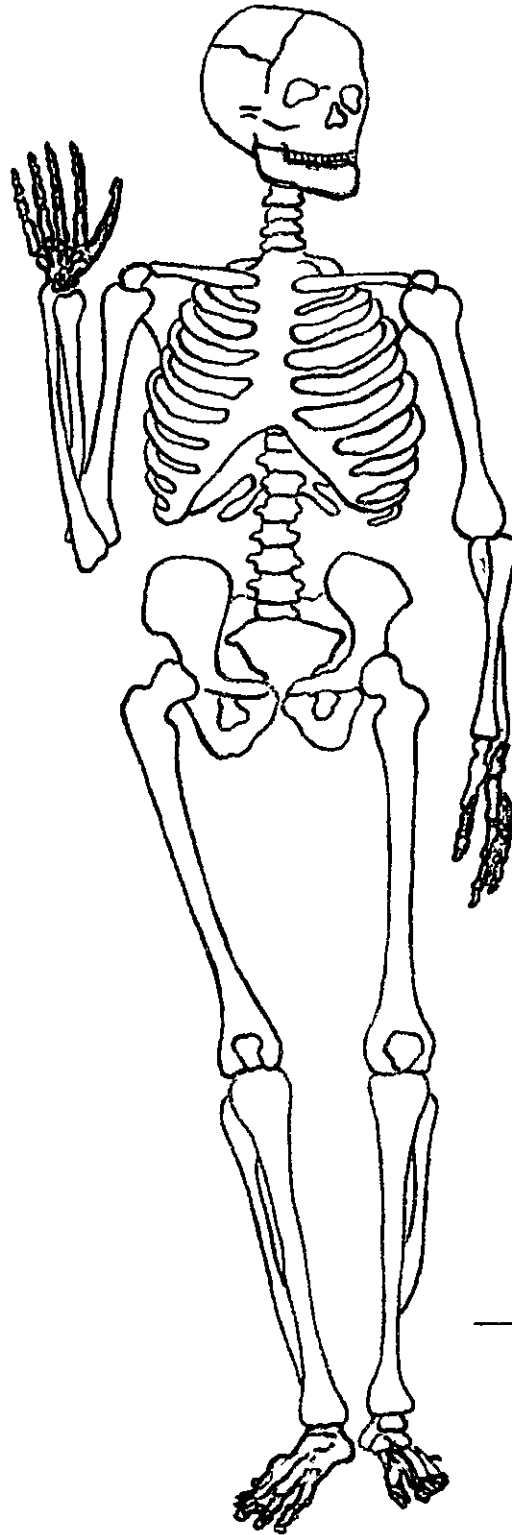
2 Incls .
1-Skeletal Chart
2-Tooth Chart


GEORGE L. FREEMAN
1st Lt. QLC
Actg Asst Adj Gen.

Incl #11

SKELETAL CHART

(BLACK OUT PARTS OF BODY NOT RECEIVED)



SKULL 21 $\frac{1}{2}$ "

_____ CM HUMERUS

_____ CM RADIUS

_____ CM ULNA

_____ CM FEMUR

_____ CM TIBIA

_____ CM FIBULA

5' 6" ESTIMATED HEIGHT

Table measurement

PROCESSED BY _____

U nk X-44
 CC-6-10
 Cambridge
 3.0. 1140

TOOTH CHART

21 Sept. 48

Date

Last Name	First	Initial	Grade	Serial No
Unit		Organisation		

Place of Death

Date of Death

Cause of Death

Right

Left

	8	7	6	5	4	3	2	1	1	2	3	4	5	6	7	8	NOTE
	X	X	X	A OMF	A ODF			⊗	⊗			A OD	A OM	A ODLF	X	⊗	
Side views																	
TOP																	
VIEWS																	
Side Views																	
	M A N D I B L E - M I S S I N G																
	16	15	14	13	12	11	10	9	9	10	11	12	13	14	15	16	

See remarks

This dental chart is very important and should be filled in with great care. There are 32 teeth to be accounted for, as shown by the numbers on the chart Beginning at the middle line in both upper and lower jaws, the teeth are arranged symmetrically on either side and classed as incisors (cutting teeth), cuspids or canines (tearing teeth), bicuspid (chewing teeth), and molars (principal chewing teeth) An examination should be made and findings charted to cover the following basic conditions Lost teeth, crowned teeth, bridge work, fillings, caries (cavities of decay), dentures (plates), and any deformity of jaws found See reverse side for illustrations

CERTIFIED TRUE COPY :

George L. Freeman
 GEORGE L. FREEMAN
 1st Lt. QMC

s/ John E. BYRD


Signature of Officer or other person who prepared Tooth chart

Verified by G R.C Officer

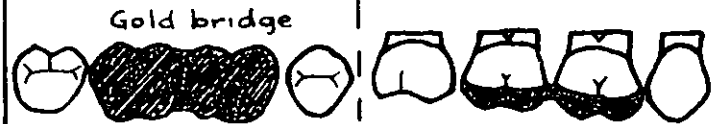
MISSING TEETH All teeth missing through previous extraction (not those fractured or displaced by recent wounds) should be "X" 'd out and labeled, thus



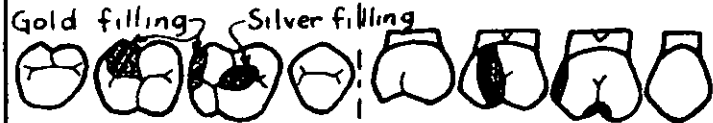
CROWNED TEETH Block in solid the crown of tooth (label gold, porcelain, Silver or gold and porcelain), thus



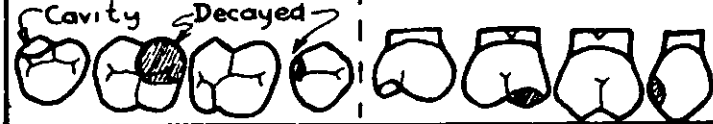
BRIDGE WORK Block in solid the crown of tooth (label gold bridge, gold and porcelain bridge), thus



FILLINGS Draw filling on tooth as accurately as possible (block in and label gold, silver, cement), thus



CARIES (CAVITIES) Outline location and size of cavity, shade in thus.



DENTURES (PLATES)... Draw diagram of relative size and shape of plate block in teeth attached and indicate retaining clasps on natural teeth with the word "clasp"

ADDITIONAL SPACE FOR FURTHER REMARKS

Size Average
 Color Ivory
 Posthumously missing L1 and R1 and L8

Spaces R2 to R3 1mm
 R3 to R4 1mm
 L2 to L3 2mm

NOTE . L8 was probably unerupted before death

RESTRICTED REPORT OF BURIAL

TM 10-630 AND AR 30-1815

16 Nov. 1945.
Date

UNKNOWN X-44		Unknown		Unknown
Last Name		First	Initial	Serial No.
Unknown				
Unit		Organization		
North Sea		Unknown ? 1A05		Unknown
Place of Death		Date of Death		Cause of Death
1500 hrs. 20 No v. 1945.		Cambridge Amer Mil Cemetery		
Time and Date of Burial		Name of Cemetery		Name or Coordinates of Location
10	6	CC		Temp. Wooden Cross.
Grave Number	Row Number	Plot Number		Type of Marker

Disposition of Identification Tags Buried with body Yes No Attached to Marker Yes No
 emerg. tag emerg. tag.

If No Identification Tags
 How were remains identified?

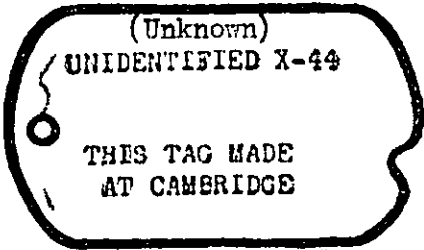
What means of identification were buried with the body ~~None~~ (1) emerg. tag.

To determine Right or Left use Deceased's Right and Left.

Who is buried on

Deceased's Right:	Munson, Leonard H.	36750822	Pfc. BAD #4	AAF	11
	Name	Serial No	Rank	Organization	Grave No.
Deceased's Left	Unknown X-43	Unknown	Unknown	Unknown	9
	Name	Serial No	Rank	Organization	Grave No.

Signature or Name, Rank and if possible Organization of person furnishing above Data when other than officer reporting burial.



If print of identification tag is not affixed fill in below

Emergency Addressee Unknown Name

Unknown Address

Religion Unknown

List only Personal Effects Found on Body and disposition of same:

No Effects accompanied remains to Cemetery.

UNKNOWN X-44

THIS TAG MADE
AT CAMBRIDGE

Signature of Officer or other person reporting burial

Gerald J. P... 1st Lt. OMC

Verified by G.R.S. Officer

6-10-45

RESTRICTED

RESTRICTED

IF DECEASED UNIDENTIFIED

Take Fingerprints of Both Hands. If unable to obtain a complete set of Fingerprints, Take Those You Can, and fill in the following

Height. **5 ft. 10 in.** Laundry Marks -
 Weight approx. **170 lbs** Number of Rifle -
 Color of Eyes - Wear Glasses? -
 Color of Hair - Is Tooth Chart Attached? **Yes**
 Race **W**

(If possible, have medical personnel take a tooth chart, if no medical personnel present, fill in a tooth chart below) In space below, locate, and describe any scars, birthmarks, moles, deformities, etc.

Note below any identifying clues found, such as letters, photographs, probable organization of deceased, etc.

Impossible to obtain.	
3	
2	
1	
Thumb	

Impossible to obtain.	
3	
2	
1	
Thumb	

TOOTH CHART

	Deceased's Left								Deceased's Right							
8																
7																
6																
5																
4																
3																
2																
1																
8																
7																
6																
5																
4																
3																
2																
1																
8																
7																
6																
5																
4																
3																
2																
1																
8																
7																
6																
5																
4																
3																
2																
1																
8																
7																
6																
5																
4																
3																
2																
1																
8																
7																
6																
5																
4																
3																
2																
1																
8																
7																
6																
5																
4																
3																
2																
1																

Indicate missing natural teeth by X, crowns by O, fillings by □, Bridges by ⊕ linking anchor teeth, replacements by artificial teeth X

Characteristics

Other Data

If this is an Isolated Burial, make a Sketch of the Location, oriented with Permanent Landmarks. If more space needed attach separate sheet. Indicate North.

- For reference to this case see:
- a: Letter, AIF Station 595, Office of the Surgeon, subject: Unidentified Body dated 17 Nov 1945.
- b: Telephonic Report of Serious Incident
- c: Autopsy No. A-3-X, Laboratory Service, 163rd. General Hospital.
- d: Dental Chart - Unknown X-44
- e: CGRS Form #11, Unknown X-44, Cambridge American Military Cemetery, PLOT CC ROW 6 GRAVE 10.

RESTRICTED

AG P BR HQ SOS

122560

22 DEC 1945

HEADQUARTERS
AAF STATION 595
APO 559, U.S. ARMY
Office of the Surgeon

M-B-1

17 November 1945

SUBJECT: Unidentified Body.

TO : Whom It May Concern.

1. An unidentified body was found on the beach at Lowestoft, Suffolk, on 14 November 1945. The body was first discovered by a British sailor who notified the British police in Lowestoft, who in turn notified the surgeon at this station.

2. The body was picked up at 2130 hours, 14 November 1945 at the morgue in Lowestoft and brought to the station dispensary at this station by the following medical personnel of this station:


Sgt Forreest W Rogers, 36557287, Hq & Base Sv Sq, 411th ASG
Cpl Samuel A Rosatone, 33300458, Hq & Base Sv Sq, 411th ASG
Cpl Joseph G Mason, 35414131, 820th Air Engr Sq, 444th ASG

3. The body was estimated to have been in the North Sea for at least six months, and was identified as that of an American flying officer by the remnants of officer's clothing and a throat microphone which was on it. An undershirt, bearing the initials "C.D." and a laundry mark "4656" was also on the body when it was found. This laundry mark was written by hand, and apparently constitute the last four numerals of the officer's Army Serial Number.

4. The body was taken to the 163rd General Hospital (US), at South Mimms, and thence to the American Military Cemetery at Cambridge, Cambs, by the following medical personnel of this station:

Sgt Forrest W Rogers, 36557287, Hq & Base Sv Sq, 411th ASG
Cpl Samuel A Rosatone, 33300458, Hq & Base Sv Sq, 411th ASG
Cpl Frederick R Baker, 32705574, 9th Depot Supply Sq

For the Surgeon:


PAUL F BYE
1st Lt MAC
Assistant

LABORATORY SERVICE
1837D GENERAL HOSPITAL
APO #15, U.S. ARMY

Autopsy No. A-3-X

NAME: Unknown ASN: Unknown STATUS: Unknown AGE: Unknown

SEX: Male RANK: Unknown(possibly officer)

RACE: Unknown(possibly white) NATIVITY: Unknown

RELIGION: Unknown ORGANIZATION: Unknown

ADMITTED: 18 November 1945 (for record only)

HOSPITAL REGISTER NO.: 20692½

DATE AND TIME OF DEATH: Unknown

DATE OF AUTOPSY: 18 November 1945 TIME: 1030 hours.

PLACE OF AUTOPSY: Morgue: Graves Registration, Cambridge,
U.S. Military Cemetery, Cambridge, England

NOTE: This unidentified body was brought to this hospital on 18 November 1945 by 411 Hq. Sqdn. Air Service Group, APO 589, AAF Station 595. It had been discovered on the seacoast. It was sent from this hospital directly to U.S. Military Cemetery, Cambridge. Investigations and identification procedures were initiated and instituted by graves registration there. The body is thought to be that of an American Army Officer only because of nature of remnants of clothing still remaining on it. This clothing is stiff and crusted with salt deposits. Some of the clothing was removed by the grave registration authorities. Some had already been removed (and wrapped in a blanket) before the body was sent to us. We removed none of the clothing at time of autopsy.

PATHOLOGIC DIAGNOSIS

The amount of deterioration and decomposition is such that no specific findings are possible relative to the visceral organs.

HEAD AND JOINTS: Complete absence of flesh of skull and cervical vertebrae. Absence of mandible. Absence of hands, bilateral. Complete exposure of patellae, bilateral. Exposure of distal ends of tibia and fibula, bilateral. Absence of right foot. Absence of some toes of left foot.

MISCELLANEOUS: Absence of skin from entire remaining flesh. Absence of flesh from head, neck, arms, lower legs.

AUTOPSY FINDINGS

Due to the length of time the body has been exposed since death, marked deterioration and decomposition has taken place.

GENERAL: The body is that of a male. Associated with it is a very marked penetrating, sewer-gas odor. It is 37 inches in length and, if complete, could weigh approximately 160-170 pounds. It is in a marked state of deterioration and decomposition. There is absolutely no flesh remaining on the skull or neck. A smooth, somewhat leathery, skin remains which is attached to exposed, cervical vertebrae, which are held together by remnants of vertebral ligaments. The lower jaw is absent. Many of the teeth are missing from the upper jaw (see accompanying dental chart). Some of the upper dentate parts of bones of the base of the skull show irregular fractures. There is no fracture of the skull or in the region of the foramen magnum. There is no fat remaining on the body. There is some fatty subcutaneous tissue remaining over the chest, trunk and thighs. This is of a consistency almost putty like in consistency. There are some irregular patches and some sand imbedded in it. The skin and abdomen have a somewhat puffy appearance. The skin is very dry. There is a resistance over the abdomen which presents a dough-like resistance. The upper extremities are similar. Over the deltoid regions is a small amount of dark brown muscle tissue. This type of muscle is very scant and the humeri becoming very scant with the exception of the distal half. The radius and ulna are of similar muscle and blood vessels. The bones are smooth and the hands are similar. The feet are similar, as described. The feet are surrounded by small amounts of fat and muscle and fatty tissue. The muscle and connective tissue of the legs is scant and becomes less until at the ankles where the distal bones are seen. The right foot is partially present, being located over the left foot. There is a small amount of fat and muscle and fatty tissue and plantar-surface posteriorly. The feet are similar. The external genitalia are absent, there being only a small amount of fatty tissue remaining. There is a scant amount of hair, which is slightly curly.

PRIMARY INCISION: The uterine type of incision is made revealing a thick layer of doughy fat and sparse foul-smelling muscle of brownish red color. The ribs cut very easily. The

LABORATORY SERVICE
163RD GENERAL HOSPITAL
APO 413, U.S. ARMY

Autopsy No. A-3-X

NAME: Unknown ASN: Unknown STATUS: Unknown AGE: Unknown

SEX: Male RANK: Unknown(possibly officer)

RACE: Unknown(possibly white) NATIVITY: Unknown

RELIGION: Unknown ORGANIZATION: Unknown

ADMITTED: 15 November 1945 (for record only)

HOSPITAL REGISTER NO.: 20692½

DATE AND TIME OF DEATH: Unknown

DATE OF AUTOPSY: 16 November 1945 TIME: 1030 Hours.

PLACE OF AUTOPSY: Morgue: Graves Registration, Cambridge,
U.S. Military Cemetery, Cambridge, England

NOTE: This unidentified body was brought to this hospital on 15 November 1945 by 411 Hq. Sqdn. Air Service Group, APO 559, AAF Station 595.

It had been discovered on the seacoast. It was sent from this hospital directly to U.S. Military Cemetery, Cambridge.

Investigations and identification procedures were initiated and instituted by graves registration there. The body is thought to be that of an American Army Officer only because of nature of remnants of clothing still remaining on it. This clothing is stiff and crusted with salt deposits.

Some of the clothing was removed by the grave registration authorities. Some had already been removed (and wrapped in a blanket) before the body was sent to us. We removed none of the clothing at time of Autopsy.

PATHOLOGIC DIAGNOSIS

The amount of deterioration and decomposition is such that no specific findings are possible relative to the visceral organs.

BONES AND JOINTS: Complete absence of flesh of skull and cervical vertebrae. Absence of mandible. Absence of hands, bilateral. Complete exposure of patellae, bilateral. Exposure of distal ends of tibia and fibula, bilateral. Absence of right foot. Absence of some toes of left foot.

MISCELLANEOUS: Absence of skin from entire remaining flesh.
Absence of flesh from head, neck, arms, lower legs.

AUTOPSY FINDINGS

Due to the length of time the body has been exposed since death, marked deterioration and decomposition has taken place.

GENERAL: The body is that of a male. Associated with it is a very marked penetrating, sewer-gas odor. It is 37 inches in length and, if complete would weigh approximately 160-170 pounds. It is in a marked state of deterioration and decomposition. There is absolutely no flesh remaining of the skull or neck. A smooth, somewhat bleached skull remains which is attached to exposed, cervical vertebrae which are held together by remnants of vertebral ligaments. The lower jaw is absent. Many of the teeth are missing from the upper jaw (see accompanying dental chart). Some of the more delicate parts of bones of the base of the skull show irregular fractures. There is no fracture of the vault or in the region of the foramen magnum. There is no skin remaining on the body. There is some fatty subcutaneous tissue remaining over the chest, trunk and thighs. This is whitish in color and almost putty like in consistency. There are numerous irregular pebbles and some sand imbedded in it. The chest and abdomen have a somewhat puffy appearance about them but no asymmetry is seen. Pressure over the abdomen and thighs presents a dough-like resistance. The upper extremities are similar. Over the deltoid regions is a small amount of dried, dark brown muscle tissue. This type of muscle extends part way down the humerus becoming very scant with exposed, bleached bone in the distal half. The radius and ulna are exposed except for scant strands of similar muscle and bleached in appearance. The distal ends are smooth and the hands are missing bilaterally. The thighs are similar, as described. There is no skin or peroneus over the patellae bilaterally. They are smooth and white and surrounded by small amounts of dried muscle and fatty tissue. The muscle and connective tissue of the lower legs is scant and becomes less until at the distal portions exposed, denuded bones are seen. The right foot is absent. The left foot is partially present, being loosely attached by ligamentous tissue. There is a small amount of tissue remaining over the heel and planter-surface posteriorly. The toes are exposed as denuded, white bones, some of which are absent. The external genitalia are absent, there being only a small amount of fatty tissue remaining. There is a scant amount of brown slightly curly pubic hair.

PRIMARY INCISION: The usual Y type of incision is made revealing a thick layer of doughy white fat and sparse fowl-smelling muscle of brownish red color. The ribs cut very easily. The

abdominal cavity presents a strong, fowl somewhat putrid odor. The parietal peritoneal surfaces are smooth and somewhat slimy in appearance and a brownish color. The abdominal viscera show marked deterioration with slimy, dark surfaces. Loops of bowel are inextricably mixed together and decomposition such that manipulation breaks them open. The pleural cavities are similar. The parietal pleura is smooth and dark gray in color. There is a small amount of brownish black-urteid fluid in each. The pericardial cavity shows no roughening of the surfaces. No evidence is seen that a missile has penetrated any of the cavities.

HEART: The heart is estimated to weigh 275-300 grams. It is doughy in consistency. The surface is dark brown-red in color. No blood is found within it or the great vessels. The inner surfaces are smooth and red-gray in color. The valves show no structural abnormalities. Section presents a dark brown soft muscular surface.

AORTA AND VESSELS: No blood is seen within vessels. No structural abnormalities are seen.

LUNGS: The lung tissue is reduced to a few blebs and strands of oozy gray-black tissue.

SPLEEN: The capsule is dark gray and intact. The parenchyma is dark red-black and very mushy.

LIVER: The surface is dark reddish yellow and mottled in appearance. Section shows dark brownish tissue. It is not removed.

GI TRACT: Due to the condition of the bowel- as described No removal is attempted. There is an appendix present.

PELVIC ORGANS: The pelvic organs and kidney are not removed.

BONES AND JOINTS: These have been described. No evidence of fracture other than those mentioned in the skull are seen.

INTERPRETATION: It cannot be said by this prosector what the cause of death was in this case. That there had been prolonged immersion in the sea is a reasonable hypothesis. The complete absence of tissue from the exposed regions and the smooth bleached appearance of the exposed bone support this. Death could have also been caused by immersion- but other possibilities obviously remain.

Byron O. Cobb

BYRON O. COBB

Capt. M.C.

Chief of Laboratory Service

TELEPHONIC REPORT OF SERIOUS INCIDENT

Incident No: _____ Type of Incident: Body of U.S. airman washed ashore.

Reported by: S/Sgt Trumble 1192nd M.P. Co. Sta. 595 At 1800 Hours 14 Nov 1945
 (Rank) (Name) (Orgn)

Time of Incident: Unknown Hours, Date Unknown 1945 Unknown

Location Unknown
 (Street or Road) (Town) (County)

Offender(s): Grade Name ASN Unit Sta. APO
Unknown

Victim(s) &: Unknown
 Injuries _____

Witnesses: Unknown

Text: Lowestoff police report is as follows: On or about 9:00 A.M., 14 Nov 45, the body of what is believed a U.S. airman was washed ashore at Corton (near Lowestoff, East Suffolk). What remained of body was taken to the Lowestoff mortuary. Partial description: Length-5'10", without feet or hands, and badly decomposed, 5 teeth missing from upper jaw, bottom jaw missing, dressed in brown cotton shirt with collar attached, denim type overalls with part of lining which appears to be silk, part of an earphone on body marked "VL 291 and F-30-6" maker's name "UNIV" manufacturing company "Inglewood Calif. made in USA." There was a part of a belt mark "USA", and a part of a white woolen vest. There was a laundry mark and figures which appeared to be 4656, first figure being very indistinct. U.S. authorities at Bury St. Edmunds informed.

Commanding Officer of 1192nd M.P. Co. dispatched Sta. 595 ambulance and two C.I.D. investigators to recover body. Station 595 medical authorities sent body with all effects to American installation in London, 15th Nov 45, 1300 hours. 163rd Station Hospital.

A CERTIFIED TRUE COPY:

Cecil T. Pearson
 CECIL T. PEARSON
 Captain, MP

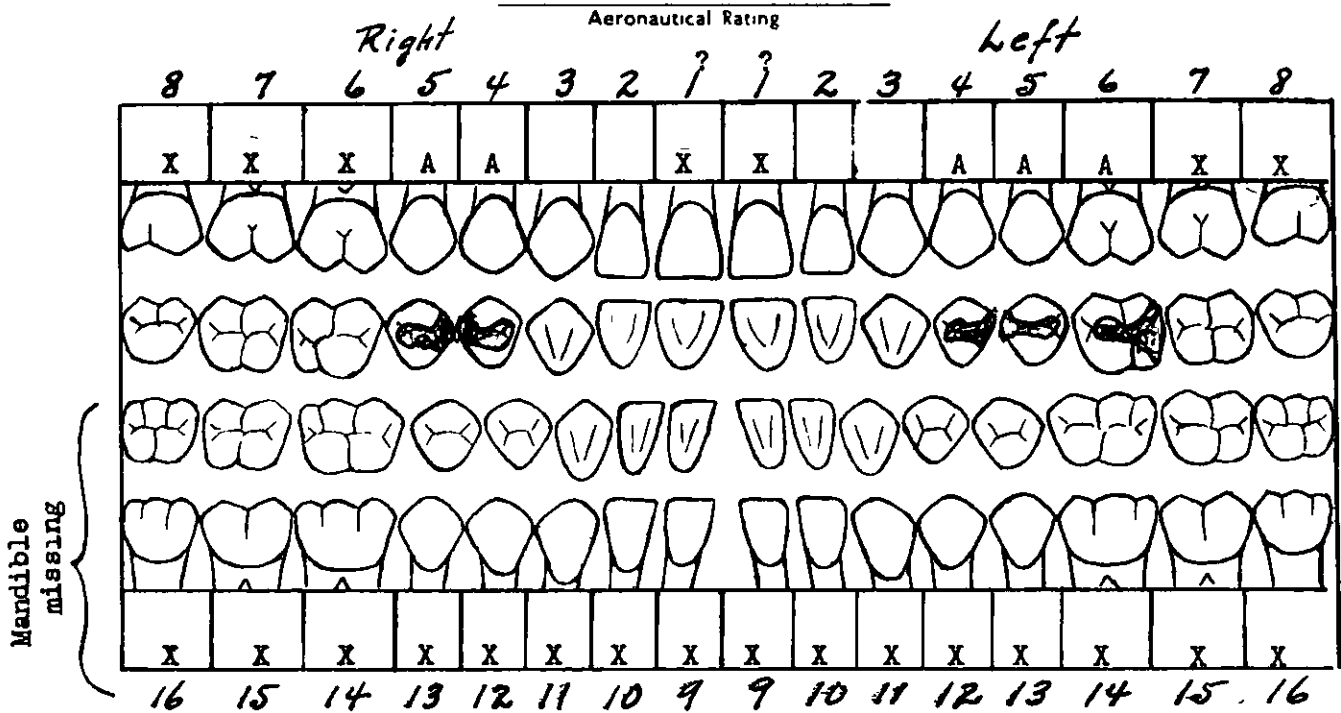
If vehicle accident: Vehicle No. _____ Type _____ Trip Auth: _____ Proper Rt _____
 Was driver negligent? _____ How _____
 Estimate of property damage _____
 Injured treated at: _____ hospitalized at: _____
 If fatal, body at: _____ If sexual case, victims age: _____
 Investigation by: _____ Unit _____ Sta. _____
 Action taken: Unit notified: _____ TO FOLLOW: CID report _____ Delinquency report _____
 Claims letter _____ Civil Police report _____
 Reported to: _____ At _____ Hours _____ 1945. By _____

FLYING PERSONNEL DENTAL IDENTIFICATION FORM
Office of the Dental Surgeon

AAF 595

Station

Name Unknown X-44 Rank _____ ASN _____
 Organization _____ Age _____ Service _____ Date 15 Nov '45



CLASS _____

OCCUSION _____ CALCULUS _____ PERIODONTOCLASIA _____ FOCI SUSPECTED _____
 ANOMALIES OTHER CONDITIONS REMARKS

R.1 & L.1 - Missing apparently as a result of accident or long time immersion.
 R.6,7,8 and L.7,8 - Missing as a result of previous dental extractions
 Lower Jaw, (Mandible) is missing from body as a result of decomposition.

OUTLINE CARIES ON DIAGRAM OF TEETH
 CHART FILLINGS ON TEETH INITIAL THE TYPE IN SPACE ABOVE AND BELOW
 AS G-gold A-amalgam S-synthetic O-oxyposphate

CHART ALL SUBSEQUENT FILLINGS
 NONRESTORABLE CARIOUS TEETH BY /
 MISSING NATURAL TEETH BY X

TEETH REPLACED BY DENTURE

TEETH REPLACED BY FIXED BRIDGE

APPROVED PAUL T. CLEARY, Capt., D.C.
 Station Dental Surgeon

Paul T. Cleary
PAUL T. CLEARY, Capt., D.C.
 Examining Dental Officer

CHFC. LIST FOR UN. TOWN

Unknown X - 44
Cemetery CAMBRIDGE AMER MILIT. CEM.
Plot CC Row 6 Grave 10

Arrived at cemetery 2000-15 NOV 45 from 163rd GENERAL HOSPITAL
(hour) (date) (collecting point)

Place of death Remains Recovered in North Sea
(name of closest town) (coordinates and letter prefix, map

sheet scale and series used)

Remains recovered or ~~disinterred~~ by Lovestoft Police, At Canton (Mr. Lovestoft
(name and organization) East Suffolk

Evacuated to Cemetery by 163rd. General Hospital
(name and organization)

Is load list attached NO if not why not Not available
(yes-no)

Are name of deceased found in same area as this Unknown starred NO
(yes-no)

If remains come from vehicle, plane, etc: UNKNOWN
(type of vehicle or plane, nickname,

serial number of vehicle, engines and weapons, organization and symbol).

Crew List Not Available
(names of other deceased and positions in which found)

If organization to which vehicle or plane was assigned or if names of all other
deceased are not known give detailed information concerning vehicle or plane

(parts or markings or symbols) (burned)

(found in town, field, by road, etc.)

Detailed description of personal effects

NONE ACCOMPANIED REMAINS TO CEMETERY.

2. Description of clothing and equipment (if clothes do not fit, obtain sizes from body measurements)

Item	Clothing Markings	Sizes	Color	Indicate unusual Markings, wear, tear, repairs, etc.
Headgear				
Coat				
Overcoat				
Jacket Field				(See attached letter, HQ AAF Station 595,
Jacket Combat				Subject: Unidentified Body dated 17 Nov 1945 and
Knacknaw				Telephonic Report of Serious Incident)
Sweater				
Jacket, FBI				
Shirt, Wool OD				
Undershirt, Wool				
Undershirt, cotton				
Trousers FBI				
Trousers, Wool OD				
Pelt, Web				
Drawers, Wool				
Drawers, Cotton				
Hosiery				(Note unusual lacing)
socks				
Shoes				
Overshoes				
Web				
Equipment				

Other items: _____

*If body's nude measurements of these items should be computed by measuring in, reference to chest or _____ shoulder patch _____

Insert: (Type & location, short jacket coat, helmet)

Does clothing indicate the deceased was a member of the Air, Ground or Naval Forces? AIR FORCES

Location of Remains: _____

Age (years)	Height (ft in)	Weight (lbs)	Description of wounds	Remains were
?	5'10"	170		

in an advanced state of decomposition.

Bandages or dressings None * Score *
 (length, width, location)

Tattoo *
 (number, location - illustrate on sep. page)

Outstanding moles, warts or birth marks *
 (yes-no) (description, location)

Sunburn or tan, other than hands and face *

Complexion * Build *
 (fair, ruddy, dark, etc., pimples, poxes, freckles) (large, fat, thin, muscular)

Hair *
 (color, length, quantity, curly wavy, straight, wavy, or definite parting, baldness, widow's peak, distinctive cutting or other characteristics)

Sideburns * Mustache * Beard or goatee *
 (color, set in, shape) (color, size, shape) (length, heavy, light, color, extent)

Eyes * Eyebrows *
 (color, setting, shape) (color, bushiness, extend across nose)

Nose * Ears *
 (size, shape, straight) (Size, set close to or far from head)

Mouth * Lips *
 (large or medium, small) (small, large, full)

Teeth (See Dental Chart and report of Autopsy)
 (white, size, unevenness, spacing, noticeable crowns, fillings, extractions)

Chin *
 (prominent, receding, pointed, dimple, double)

Head * Circumference of head in inches *
 (large, small, normal) (hair band)

Neck * Larynx * Shoulders *
 (size, long, short, normal, wrinkled) (prominent, normal) (broad, .)

Arms *
 straight, small, rounded (length) (muscular), color, extent & quantity of hair

Hands *
 (vaccination scar, size of wrists) (large, small, normal, calloused noticeably)

(marks on fingers indicating that rings were worn)

Fingers

(short thick, long, slender, size of knuckles)(missing fingers or joints)

(Unusual characteristic of fingernails)

Chest

(size of nipples, color, quantity & extent of hair, large, small, normal)

Back

(quantity & extent of hair)

Waist

(Size of naval, appendectomy, amount and

Circumcized
color of hair)

Pubic Hair
(Yes-no)

Hernioplasty
(colour)

(yes-no)(location)

Legs

(inscan) (muscular, knock-kneed, bowed, normal)(quantity, color & extent of hair,

Feet

(size, corns, callouses, flat)

Toes

(slender, straight, crooked, overlap)

Evidence of healed fractures

(nose, arms, legs, etc.)

Black out parts of body

not received at cemetery

For parts of body missing - see attached Report of Autopsy - No. A-3-X, Laboratory Service, 163rd. General Hospital.

Have photographs been made and attached NO If not, explain Impossible

Have fingerprints been placed on Report of Interment NO If not, explain to obtain

Has tooth chart been prepared? YES If not, explain yes-no

Remarks: * Remains was in a very advanced state of Decomposition. Body is

estimated to have been in North Sea for at least six months.

I certify that I have personally viewed the remains of subject deceased and all resulting information has been recorded to the best of my knowledge.

Gerald L. Ross
(Officer's name)

1st Lt
Rank

DMC
Service

Hq. 4th Det. 611th Avn Bn.
Organization