

FILE IDENTIFICATION TOPPER

FILE NUMBER

243 unk Cambridge C/L # 1425

SUBJECT

243 unk Cambridge CIL # 1425  
RECORD OF CIL  
REMAINS  
ms

CIL Number 1425 USMC Cambridge

Additional (CIL) Remains Disinterred from Plot C Row 1 Grave 2

Remains Removed from

Same Grave : Name John J Richichi ASN 32192864

Grave on Left : Name Ira L Burkhart ASN 15014727

Grave on Right: Name Edward J Fereck ASN 15340149

Grave in Adjoining Row

At Head: Name None ASN -----

At Foot: Name Myer Silber ASN 0-805210

Brief Description of Remains: (Attach skeletal chart if warranted)

~~Portion of clavicle, scapula, right femur, and right fibula.~~ left tibia

Disposition of these Remains: (Storage place)

Processed and casketed separately from remains of John J Richichi.

NAT  
File

DEC 21 1950

A. P. 7 03

Identification Branch

*William C Entzinger*  
WILLIAM C ENTZINGER 1ST LT.  
(Signature of Officer verifying report)

C16 1425

SKELETAL CHART


CHART "A-1"

(BLACK OUT PARTS OF BODY NOT RECEIVED AT CEMETERY)

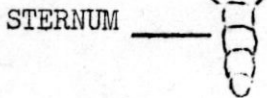
C-1-2

RIGHT

LEFT

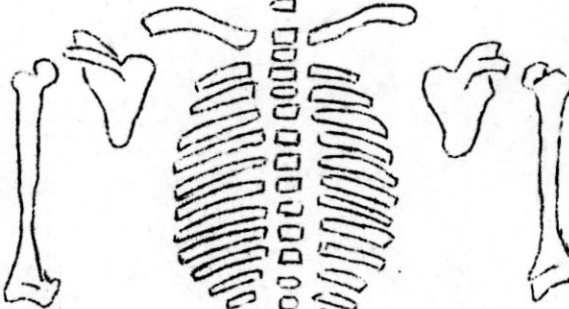


SKULL \_\_\_\_\_ Inc



STERNUM \_\_\_\_\_

HUMERUS \_\_\_\_\_ cm



HUMERUS \_\_\_\_\_ cm

ULNA \_\_\_\_\_ cm

RADIUS \_\_\_\_\_ cm




ULNA \_\_\_\_\_ cm

RADIUS \_\_\_\_\_ cm



BLACKED OUT  
PORTIONS  
INDICATE  
REMAINS

FEMUR \_\_\_\_\_ cm



FEMUR \_\_\_\_\_ cm

TIBIA \_\_\_\_\_ cm

FIBULA \_\_\_\_\_ cm



TIBIA \_\_\_\_\_ cm

FIBULA \_\_\_\_\_ cm



Est. Age \_\_\_\_\_

Est. Height \_\_\_\_\_

Color Hair \_\_\_\_\_

Healed Fractures \_\_\_\_\_

- Missing

- Burned

- Fractured

- Shattered

SIGNATURE

*Sculco*

