

FILE IDENTIFICATION TOPPER

FILE NUMBER

943 and Cambridge C/6# 14/DA,

SUBJECT

AB

RECORD OF CIL
REMAINS

943 unk Cambridge CIL # 1410 A *MB*

CIL Number 1410 A USIC Cambridge

Additional (CIL) Remains Disinterred from Plot S Row 10 Grave 13

Remains Removed from

Same Grave : Name Thomas J Flaherty ASN 33920564

Grave on Left : Name Raymond F Friedmann ASN 37484727

Grave on Right: Name William A Grant ASN 38062128

Grave in Adjoining Row

At Head: Name Clifford A Pheneger ASN T-125782

At Foot: Name None ASN -----

Brief Description of Remains: (Attach skeletal chart if warranted)

Three
One cervical vertebrae, portions of clavicle, portions of rib bones,
right
upper third of left humerus, portions of pelvic bone, and upper
(left and right femur)
portion of femur (head), portion of ribs, shattered portion of
lower femur, patella, and upper portion of fibula. Also lower portion
of tibia with ~~complete~~ part of left foot.

Disposition of these Remains: (Storage place)

Processed and casketed separately.

NAMAT
File
DEC 21 1950
A P. 709
Identification Branch

William C Entzinger
WILLIAM C ENTZINGER (1ST LT.)
(Signature of Officer verifying report)

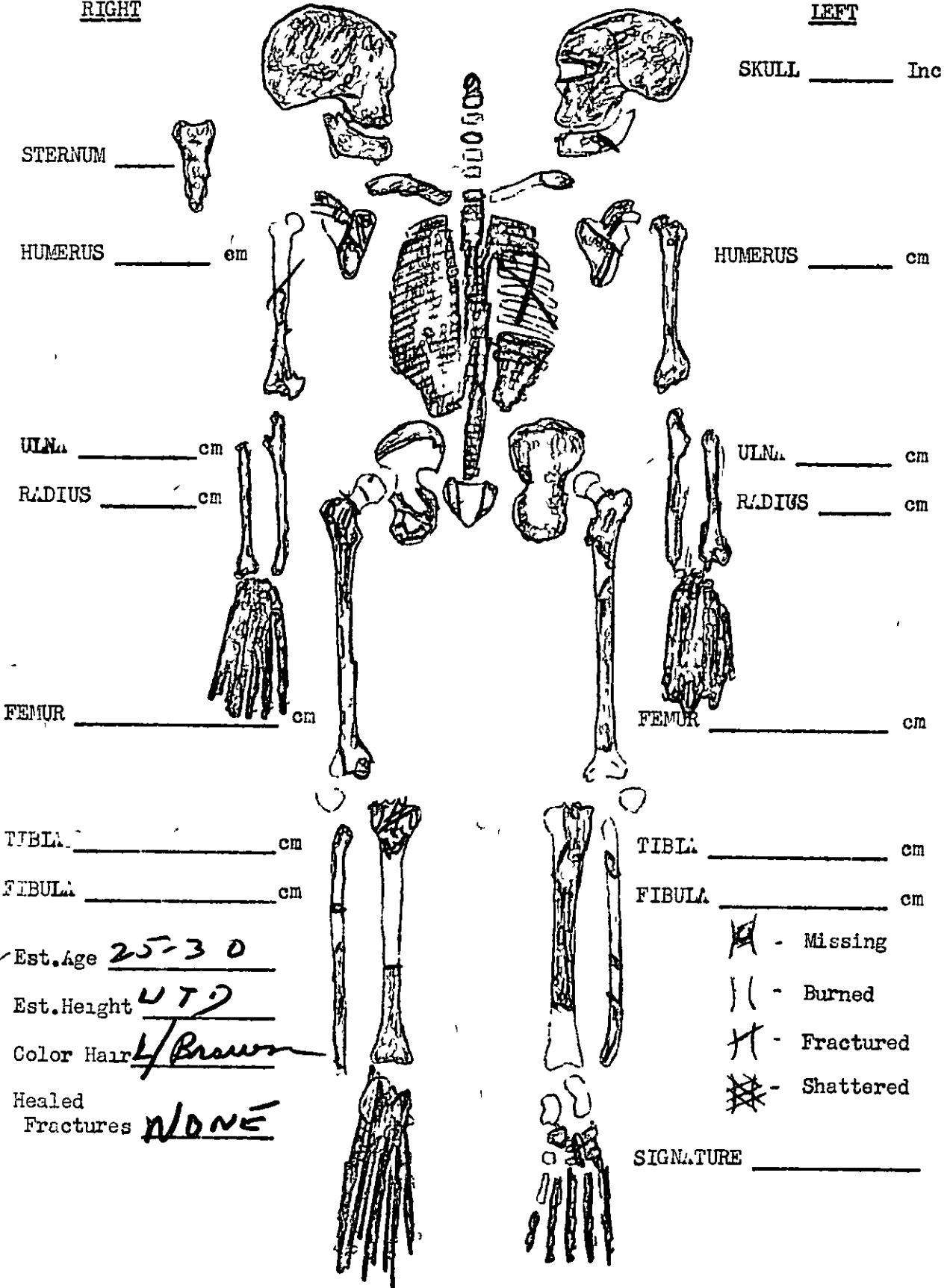
SKELETAL CHART

CHART "A-1"

(BLACK OUT PARTS OF BODY NOT RECEIVED AT CEMETERY)

RIGHT

LEFT



RECORD OF CIL REMAINS

93 UNK Cambridge CIL # 1410B
CIL Number 1410 B USMC Cambridge *ms*

Additional (CIL) remains disinterred from Plot S Row 10 Grave 13

Remains removed from:

Same Grave: Name Thomas J. Flaherty ASN _____

Grave on Left: Name _____ ASN _____

Grave on Right: Name _____ ASN _____

Grave in adjoining Row:

At Head: Name: _____ ASN _____

At Foot: Name ~ _____ ASN _____

Brief description of Remains: (Attach skeletal chart if warranted)

Disposition of Remains : (Storage Place)

NAT

File

DEC 21 1950

A. P. Foy

Identification Branch

(Signature of Officer
verifying Report)

C12-10410

(B)

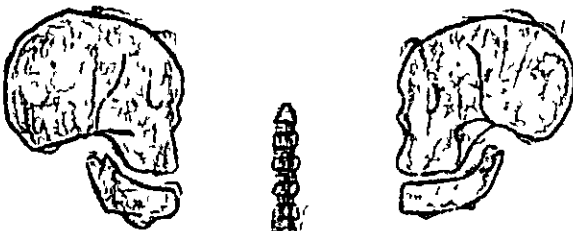
SKELETAL CHART

CHART "A-1"

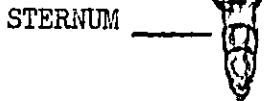
(BLACK OUT PARTS OF BODY NOT RECEIVED AT CEMETERY)

RIGHT

LEFT

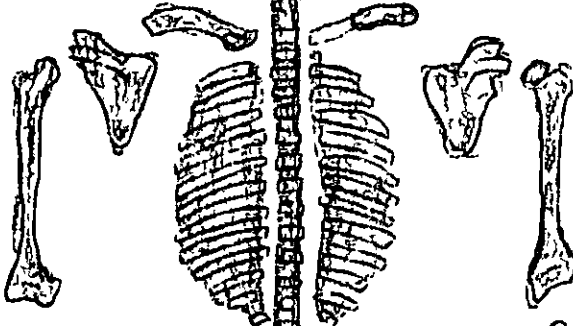


SKULL _____ Inc



STERNUM _____

HUMERUS _____ cm



HUMERUS _____ cm

ULNA _____ cm

RADIUS _____ cm

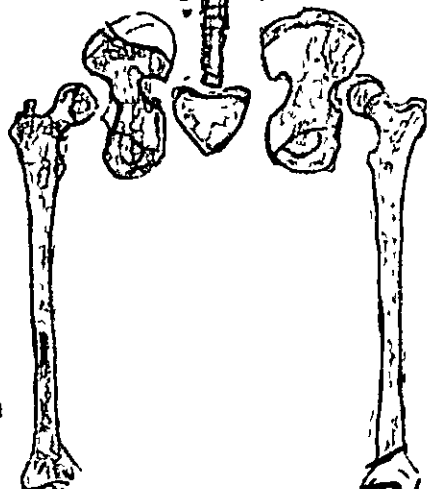


ULNA _____ cm

RADIUS _____ cm



FEMUR _____ cm



FEMUR _____ cm

TIBLA _____ cm

FIBULA _____ cm



TIBLA _____ cm

FIBULA _____ cm



Est. Age _____

Est. Height _____

Color Hair _____

Healed Fractures _____

- Missing

- Burned

- Fractured

- Shattered

SIGNATURE _____

