

FILE IDENTIFICATION TOPPER

FILE NUMBER

293 Unk. Foy Al[#] 1762

SUBJECT

283
CIL 1762 - USMC Foy, Belgium

Designated: *date not of record.*
prior to 20 June 49.

Remains found in same grave with remains of Carl M. Bruce, 35806534, 21 Armd Inf Bn, (Plot F, Row 11, Grave 274, USMC Foy).

Segregation of both cases was possible because of the difference in size and structure of the bones.

Bruce was definitely identified by favorable comparison of height, teeth and hair with Form 371.

Pfc Bruce returned to U.S. on 20 June 1949.

STATUS	NAME	SERIAL NUMBER	GRADE	ARM/SERVICE	RACE	DATE OF CHANGE DAY MONTH YEAR	MRU/SCU
	SUB UNIT NO.	ORGANIZATION NAME			SHIPMENT NO.	STATION NAME OR	A.P.O. NO.

MORNING REPORT LOCATOR CARD

REMARKS

<p>GAINS</p> <p>A PRESENT—assigned & joined.</p> <p>B ABSENT—assigned not yet joined</p> <p>C PRESENT—arrival & assignment, from other theaters; or in cont. US from outside cont. US.</p> <p>D PRESENT—to military control from dropped as AWOL.</p> <p>E PRESENT—arrival & assignment from the cont. US.</p> <p>LOSSES</p> <p>J TRANSFER—within cont. US or within theaters.</p> <p>K TRANSFER—cont. US to outside cont. US/inter theater.</p> <p>L SEPARATION—battle casualty; missing/captured/ death.</p> <p>M SEPARATION—other than by death or battle casualty.</p> <p>N SEPARATION—all deaths except killed in action.</p> <p>P SEPARATION—dropped from rolls as AWOL.</p> <p>Q TRANSFER to the cont. US from outside cont. US.</p> <p>DETACHED SERVICE</p> <p>R PRESENT, NOT ASSIGNED—arrival on DS</p> <p>S DEPARTED—relief from attachment</p>	<p>OTHERS</p> <p>-S ABSENT—from duty to AWOL.</p> <p>T PRESENT—return to duty from AWOL.</p> <p>- PRESENT—arrival at new station, transfer of an intact unit within the cont. US/theaters.</p> <p>2 ABSENT—sick.</p> <p>3 PRESENT—from: not yet joined/absent sick.</p> <p>4 ABSENT—departure on TD/DS from cont. US to theaters, or between theaters</p> <p>5 PRESENT—returned from TD/DS.</p> <p>6 ABSENT—departure on DS within cont. US or within theaters.</p> <p>7 ABSENT—departure on TD/DS to the cont. US from outside the cont. US.</p> <p>NOTE—"Theaters" includes bases & departments.</p>	0 1 2 3 4 5 6 7
--	--	--------------------------------------

NAME	SERIAL NUMBER	GRADE	STATUS	DATE OF CHG.			ARM OR SERVICE	MRU OR SCU	SUB UNIT NO.	ORGANIZATION NAME	STATION NAME OR SHIPMENT NO. OR A.P.O. NO.																																																																				
				DAY	MO.	YEAR																																																																									
1	2	3	4	5	6	7	8	9	10	11	12	13	14	15	16	17	18	19	20	21	22	23	24	25	26	27	28	29	30	31	32	33	34	35	36	37	38	39	40	41	42	43	44	45	46	47	48	49	50	51	52	53	54	55	56	57	58	59	60	61	62	63	64	65	66	67	68	69	70	71	72	73	74	75	76	77	78	79	80

RECORDS OF CIL REMAINS

293 Unk, Joy CIL # 1762

CIL NUMBER 152 USMC Belgium

Additional (CIL) Remains disinterred from Plot F Row 11 Grave 274

Remains removed from:

Same Grave: Name BRUCE, Carl M ASN 35806534

Grave on left: Name SHURTZ, George W ASN 39341409

Grave on right: Name HILL, Andrew T ASN 13152802

Grave in adjoining Row:

At Head: Name COLER, M. James A ASN C-763497

At Foot: Name SPICE, Asciplus D ASN 34770491

Brief Description of Remains: (Attach skeletal chart if warra

Almost complete remains- see charts.

Disposition of the Remains: (Storage Place)

USMC Henri-Chappelle

(Signature of Officer
verifying Report)

293 Bruce, Carl M 35806534

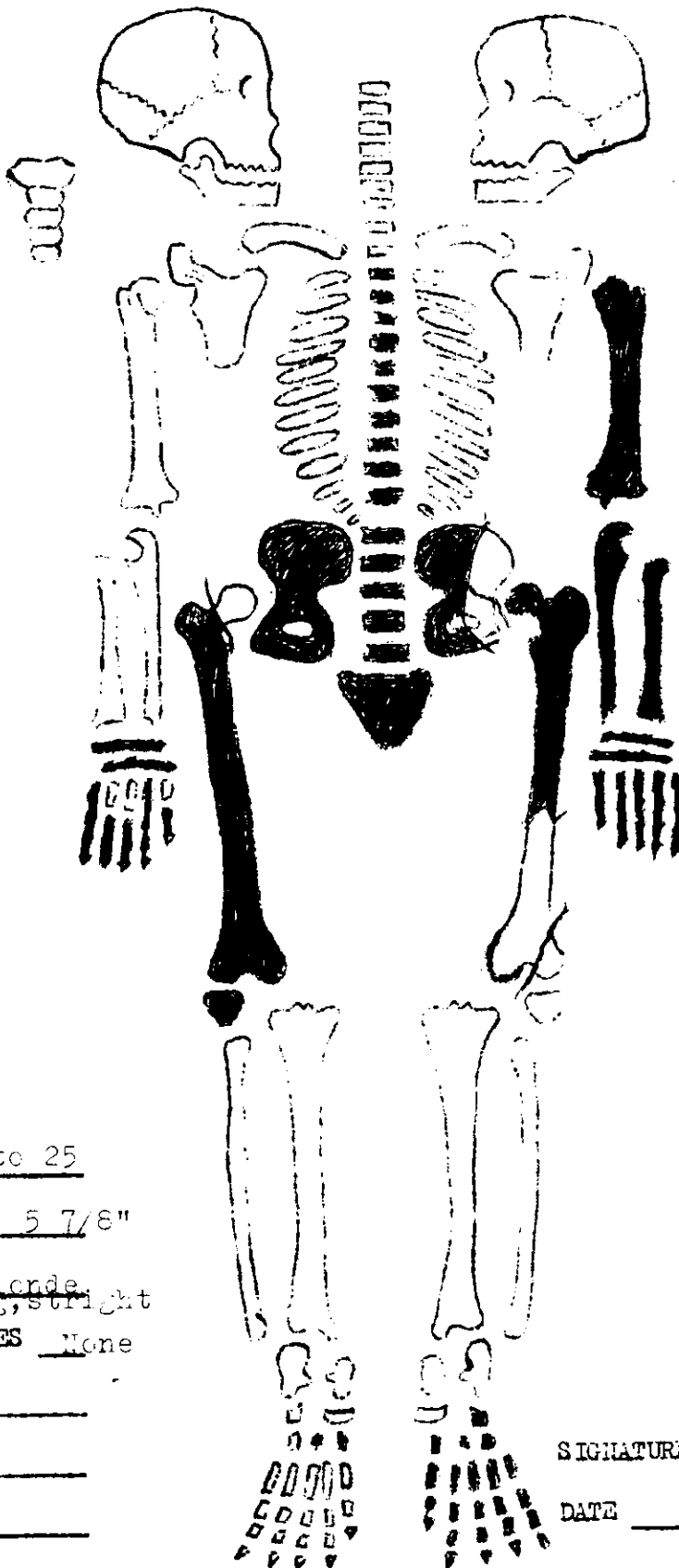
NAT
File
E. J. Foster
11 June 56

293 - CIL # 1762 USMC - Joy, Belgium

S K E L E T A L C H A R T

OII # 1762
USMC, PCY

(BLACK OUT PARTS OF BODY (NOT PRESENT))



HUMERUS 38.7 cm

ULNA 30.8 cm

RADIUS 28.9 cm

FEMUR _____ cm

TIBIA 44.0 cm

FIBULA 43.1 cm

NO CLIPPING

EST. AGE 20 to 25

EST. HEIGHT 6' 5 7/8"

COLOR HAIR Blonde
3 2/1" long, straight

HEALED FRACTURES None

WOUND _____

BURNED _____

EST. WEIGHT _____

SIGNATURE _____

DATE _____

TOOTH CHART

Date

Last Name	First	Initial	Grade	Serial No.
Unit			Organization	

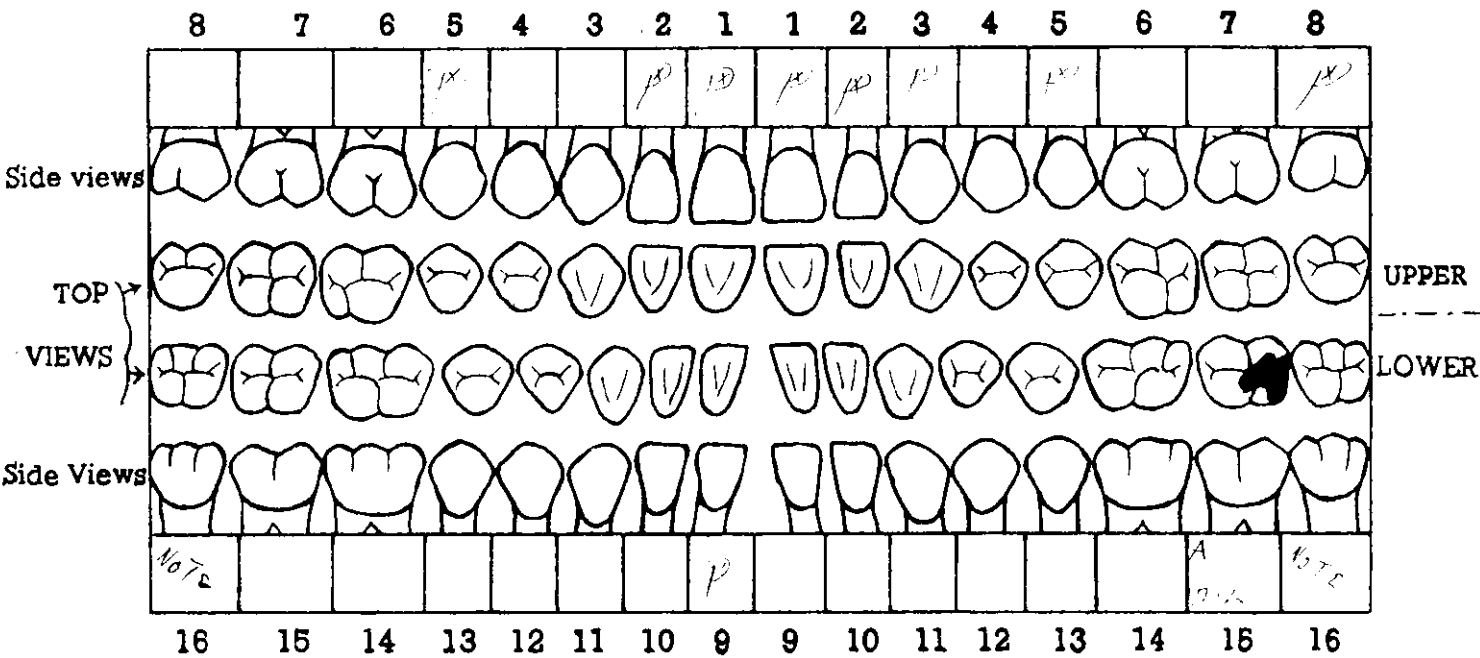
Place of Death

Date of Death

Cause of Death

Right

Left



This dental chart is very important and should be filled in with great care. There are 32 teeth to be accounted for, as shown by the numbers on the chart. Beginning at the middle line in both upper and lower jaws, the teeth are arranged symmetrically on either side and classed as incisors (cutting teeth), cuspids or canines (tearing teeth), bicuspids (chewing teeth), and molars (principal chewing teeth). An examination should be made and findings charted to cover the following basic conditions: Lost teeth, crowned teeth, bridge work, fillings, caries (cavities of decay), dentures (plates), and any deformity of jaws found. See reverse side for illustrations.

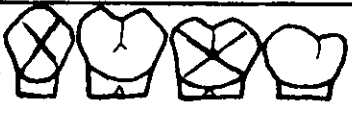


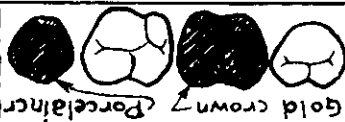






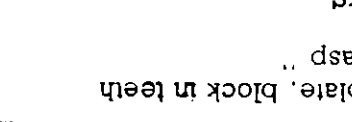
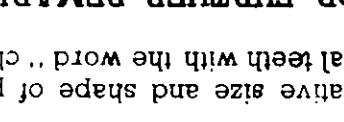


















Signature of Officer or other person who prepared Tooth chart

Verified by G. R. C. Officer

DEPARTMENT OF ORTHODONTICS
 UNIVERSITY OF MICHIGAN
 1000 S. STATE STREET
 ANN ARBOR, MICHIGAN 48106
 734-763-4000

ADDITIONAL SPACE FOR FURTHER REMARKS

DENTURES (PLATES)... Draw diagram of relative size and shape of plate, block in teeth attached and indicate retaining clasps on natural teeth with the word "clasp"

						<p>MISSING TEETH.. All teeth missing through previous extraction (not those fractured or displaced by recent wounds) should be "X" 'd out and labeled, thus :</p>
						<p>CROWNED TEETH.. Block in solid the crown of tooth (label gold, porcelain, silver or gold and porcelain), thus :</p>
						<p>BRIDGE WORK.. Block in solid the crown of tooth (label gold bridge, gold and porcelain bridge), thus :</p>
						<p>FILLINGS.. Draw filling on tooth as accurately as possible (block in and label gold, silver, cement), thus :</p>
						<p>CARIES (CAVITIES).. Outline location and size of cavity, shade in thus :</p>