

M.K.

Reinterred 21 July 1949
L-8-15 St JAMES
John J. ANDREWS
1st Lt. Inf. OIC

DISINTERMENT DIRECTIVE

SECTION A -
NAME AND BURIAL LOCATION OF DECEASED

DIRECTIVE NUMBER
3543 00006

DATE
15 04 48
DAY MONTH YEAR

NAME UNKNOWN		SERIAL NUMBER 243 X-000129	RANK	ARM Q	DATE OF DEATH DAY MONTH YEAR
CEMETERY LE CHENE GUERIN - PERCY					DISPOSITION OF REMAINS 0 3504 80 CODE DIST. PT.
PLOT E	ROW 10	GRAVE 195	COUNTRY FRANCE		CAUSE OF DEATH 6

SECTION B - CONSIGNEE AND NEXT OF KIN

NAME AND ADDRESS OF CONSIGNEE ST. JAMES FRANCE ✓ (BY ADMINISTRATIVE ORDER)	NAME AND ADDRESS OF NEXT OF KIN
--	---------------------------------

SECTION C - DISINTERMENT AND IDENTIFICATION

NAME UNKNOWN	SERIAL NUMBER X - 129	RANK Utd	DATE OF DEATH	DATE DISTINTERRED 15 June 1948
IDENTIFICATION TAG ON <input type="checkbox"/> REMAINS <input type="checkbox"/> MARKER	ORGANIZATION UNKNOWN	RELIGION Unk.	IDENTIFICATION VERIFIED BY John M. PEACOCK, Embalmer NAME AND TITLE	

SECTION D - PREPARATION OF REMAINS FOR SHIPMENT

NATURE OF BURIAL Mattress Cover	CONDITION OF REMAINS Skeletal Form Multiple fractures of upper extremities
OTHER MEANS OF IDENTIFICATION GRS tag with remains GRS tag on marker	

MINOR DISCREPANCIES /
Three mandibles found with remains

REMAINS PREPARED AND PLACED IN CASKET transfer case
DATE 16 June 1948 BY John M. PEACOCK

CASKET SEALED BY
C. F. BOYLE
EMBALMER (Signature)

CASKET BOXED AND MARKED
DATE 1 Oct. 48 BY C. F. BOYLE
SHIPPING ADDRESS VERIFIED BY / All markings, tags and plates verified by :
H. F. HILE, Capt. QMC

I hereby certify that all the foregoing operations were conducted and accomplished under my immediate supervision and that the report above is correct. except casketing

John A. FAGAY, 1st Lt. CA
SIGNATURE OF GRS INSPECTOR
DATE 15 July 47
RECORDS ANNOTATED
NAME: H. F. HILE
R & R ER.

1 Prepare Discrepancy Report QMC Form 1194a for major discrepancies.
This grave formerly occupied by : CASTLE Charles H. 35508353 Pvt
Disinterred 19 July 1949

L-8-15

RECORD OF CUSTODIAL TRANSFER

1. SHIPPED

FROM USMC LE CHENE GUERIN		TO USMC St JAMES	
KIND OF CONVEYANCE Truck		NAME OF CONVOYER Pfc DALANEY	
SIGNATURE OF SHIPPER John H. CLARK, 1st Lt. QMC	DATE 30 July 48	SIGNATURE OF RECEIVER H. F. HILL, Capt. QMC	DATE 30 July 48

2. SHIPPED

FROM		TO	
KIND OF CONVEYANCE		NAME OF CONVOYER	
SIGNATURE OF SHIPPER	DATE	SIGNATURE OF RECEIVER	DATE

3. SHIPPED

FROM		TO	
KIND OF CONVEYANCE		NAME OF CONVOYER	
SIGNATURE OF SHIPPER	DATE	SIGNATURE OF RECEIVER	DATE

4. SHIPPED

FROM		TO	
KIND OF CONVEYANCE		NAME OF CONVOYER	
SIGNATURE OF SHIPPER	DATE	SIGNATURE OF RECEIVER	DATE

5. SHIPPED

FROM		TO	
KIND OF CONVEYANCE		NAME OF CONVOYER	
SIGNATURE OF SHIPPER	DATE	SIGNATURE OF RECEIVER	DATE

6. SHIPPED

FROM		TO	
KIND OF CONVEYANCE		NAME OF CONVOYER	
SIGNATURE OF SHIPPER	DATE	SIGNATURE OF RECEIVER	DATE

7. SHIPPED

FROM		TO	
KIND OF CONVEYANCE		NAME OF CONVOYER	
SIGNATURE OF SHIPPER	DATE	SIGNATURE OF RECEIVER	DATE

PATRIAL
 RECORDS
 100-100-100

HEADQUARTERS
AMERICAN GRAVES REGISTRATION COMMAND
EUROPEAN AREA
APO 58 US ARMY

RRE 293

28 JAN. 1949
(Date)


SUBJECT: Unidentifiable Remains.

TO: The Quartermaster General
Memorial Division
Washington 25, D.C.

1. The records pertaining to Unknown X - ⁷⁹³ 129 ^{France} Plot E
Row 10, Grave 195, USMC Le chene Guerin have been
reviewed and it is the opinion of this office that insufficient
evidence is available to establish the identity of this deceased,
and that these remains should be classified as unidentifiable.

2. Report of Reprocessing was forwarded to your office
by letter of transmittal No. 2135, dated 24 January 1947.
No further information is available.

FOR THE COMMANDING GENERAL:


GEORGE L. FREEMAN
1st Lt QMC
Actg Asst Adj Gen

21 FEB 1949

Received _____ QQMG
Not identifiable from
information presently
available

Incl #5

CHECK LIST OF UNKNOWN

(to be completely filled out and attached to each copy of Report of Interment WD OMC Form 1042)

Unknown X 129
Cemetery Le Chene Guerin, France
Plot E Row 10 Grave 195

1. ~~XXXXXXXXXXXX~~ Reprocessed December 2, 1946
(Hour) (date)

2. Place of death _____
(Name of closest town) (coordinates and letter Prefex, maps)

Sheet, scale and serials used.

3. Remains recovered or disinterred by Subordinate Identification Point, Garentan (France)
(Name and organization)

4. Evacuated to Cemetery by _____
(Name and organization)

5. Description of clothing and equipment: (if clothes do not fit, obtain size from body measurements).

Item	Clothing Markings	Sizes	Indicate unusual markings Color wear, tear, repairs, etc.
*Headgear	<u>none</u>		
	(type)		
Raincoat	<u>none</u>		
Overcoat	<u>none</u>		
Jacket, Field	<u>none</u>		
Jacket, Combat	<u>none</u>		
Mackinaw	<u>none</u>		
Sweater	<u>none</u>		
Jacket, HBT	<u>none</u>		
*Shirt, Wool, OD	<u>none</u>		
Undershirt, Wool			<u>one (1)</u>
Undershirt, Cotton			<u>none</u>
Trousers HBT			<u>none</u>
*Trousers, Wool OD			<u>none</u>

Belt. Web **none**

Drawers. Wool **one pair marked: 7787 (Rotted off)**

Drawers. Cotton **none**

Leggings. ~~Wool~~ **canvas, remnants of** (Note unusual lacing) **none**

Socks. ~~Cotton~~ **wool, one pair**

*Shoes (type) **none**

Overshoes **none**

Web Equipment (type) **none**

(Other item) **none**

(Other item) **none**

*If body is nude, sizes of these items should be computed by measuring the remains.

6. Chevrons or Insignia **none**
(type & location; shirt, jacket, coat, helmet)

Shoulder Patch **none**

7. Does clothing indicate that deceased was a member of the Air, Ground or Naval Forces

Ground Forces

8. Description of Remains: **Est.**

Age **utd** Height **5'4 1/2"** Weight **utd** Description of wounds **utd**

Bandages or dressings **utd** Scars **utd**
(Length, width, location)

Tattoos **utd**
(Number, location — illustrate on sep. page)

Outstanding moles, warts or birthmarks **utd**
(yes-no; description, location)

Sunburn or tan, other than hands & face **utd**

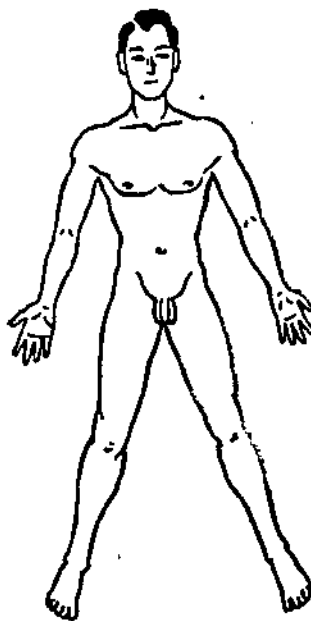
Complexion **utd**
(light, med, dark, clear, pimples, pocks, freckles)

Build **utd**
(large, fat, thin, muscular)

Hair **utd**
(color, length, quantity, curly, wavy, straight, whorls, or definite parting)

Hair **utd**
(baldness, widows peak, distinctive cutting or other characteristics)

9. Black out parts of body not received at cemetery: **see attached chart**



10. Have fingerprints been placed on Report of Internet no
Yes-no

If not, explain hands missing

11. Has tooth chart been prepared yes If not, explain _____
Yes-no

12. Remarks: Body buried in mattress cover, some flesh. Est. weight of remains 70 lbs.
There were three mandibles found with this body as there were no other duplications,
this is not a mass burial. All tooth charts are with this case as possible means of
Identification. No burial bottle found in grave. Fluoroscope Negative. Nothing found
to warrant Chemical Laboratory Examination.

I certify that I have personally viewed the remains of subject deceased and all resulting information has been recorded to the best of my knowledge.

Elleworth T. Mac Intyre
Elleworth T. Mac Intyre

Officers Name

Captain QMC

Rank

Service

Central Identification Point

Organization

Sideburns **utd** (color, setting, shape) Mustache **utd** (color, size, shape) Beard or Goatee **utd** (length, heavy, light, color, extent)

Eyes **utd** (color, setting, shape) Eyebrows **utd** (color, bushiness, extent across nose)

Nose **utd** (size, shape, straight) Ears **utd** (size, set close to or far from head)

Mouth **utd** (large, medium, small) Lips **utd** (small, large, full)

Teeth **see tooth chart** (white, size, unevenness, spacing, noticeable crowns, fillings, extract)

Chin **utd** (prominent, receding, pointed, dimple, double)

Jaw **utd** (large, small, normal) Circumference of head in inches **skull 20"** (hat band)

Neck **utd** (size, length, short, normal, wrinkled) Larynx **utd** (prominent, normal)

Shoulders **utd** (broad, straight, small, rounded) Arms **utd** (length, muscular, color)

utd (extent and quantity of hair)

Hands **utd**

Fingers **utd** (sort, thick, long, slender, size of knuckles, missing fingers or joints)

utd (unusual characteristics of fingernails)

Chest **utd** (size of nipples, color, quantity & extent of hair, large, small, normal)

Back **utd** (quantity & extent of hair) Waist **utd** (size of navel, appendectomy, amount)

utd (quantity & color of hair) Circumcision **utd** (yes-no) Pubic hair **utd** (color)

Hernioplasty **utd** (yes-no; location)

Legs **utd** (inseam, muscular, knock-kneed, bowed, normal, quantity, color & extent of hair)

utd

Feet **utd** (Size, corns, callouses, flat) Toes **utd** (slender, straight, crooked, overlap)

Evidence of healed fractures **utd** (nose, arms, legs, etc.)

X-129

Le Chene Guerin Cemetery, France
Plot E Row 10 Grave 195



TOOTH CHART

2 December 1946

Date

Unknown X - 129

Last Name

First

Initial

Grade

Serial No.

Le Chene Guerin Cemetery, France

Unit

Organization

Plot E Row 10 Grave 195

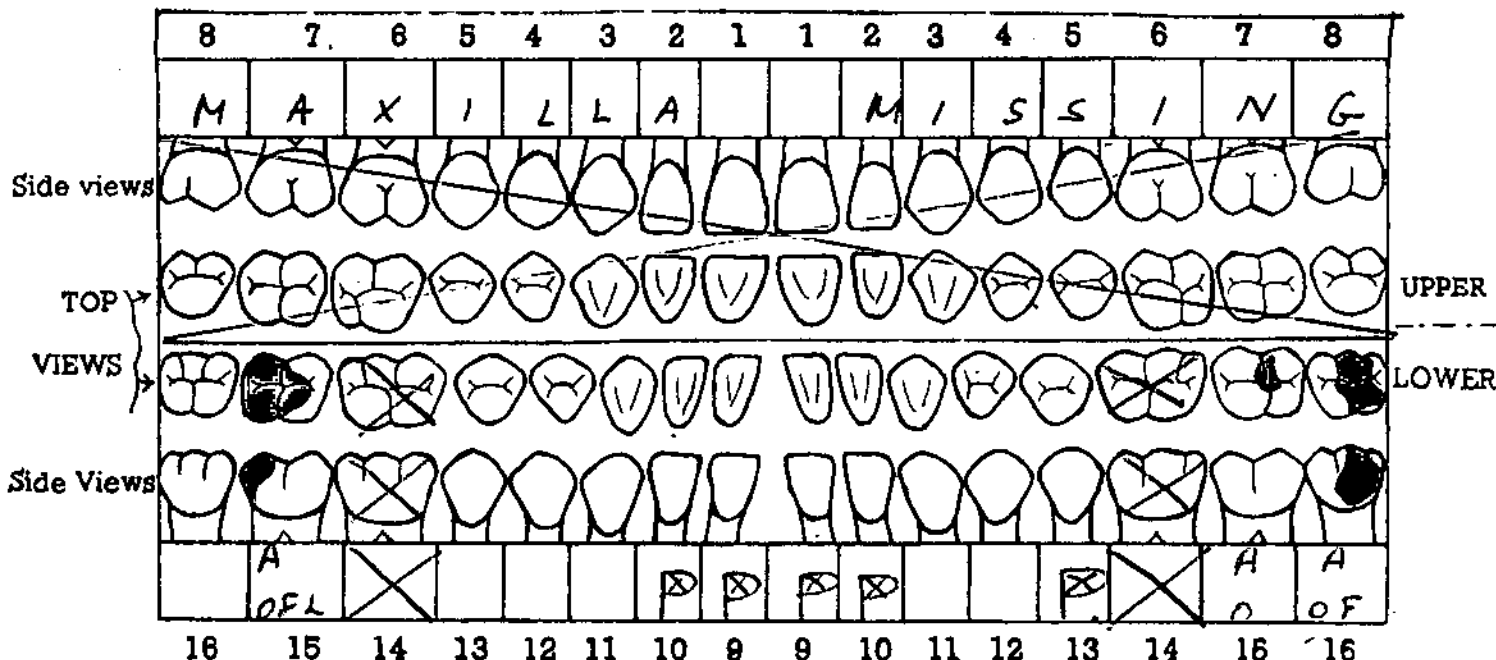
Place of Death

Date of Death

Cause of Death

Right

Left



SEE REMARKS

This dental chart is very important and should be filled in with great care. There are 32 teeth to be accounted for, as shown by the numbers on the chart. Beginning at the middle line in both upper and lower jaws, the teeth are arranged symmetrically on either side and classed as incisors (cutting teeth), cuspids or canines (tearing teeth), bicuspid (chewing teeth), and molars (principal chewing teeth). An examination should be made and findings charted to cover the following basic conditions: Lost teeth, crowned teeth, bridge work, fillings, caries (cavities of decay), dentures (plates), and any deformity of jaws found. See reverse side for illustrations.

RAYMOND T. QUISH US WD Civilian

Signature of Officer or other person who prepared Tooth chart


Robert A. Salvador

ROBERT A. SALVADOR, Capt. Inf.

MISSING TEETH... All teeth missing through previous extraction (not those fractured or displaced by recent wounds) should be "X" 'd out and labeled, thus :




CROWNED TEETH... Block in solid the crown of tooth (label gold, porcelain, Silver or gold and porcelain), thus :



BRIDGE WORK... Block in solid the crown of tooth (label gold bridge, gold and porcelain bridge), thus :



FILLINGS... Draw filling on tooth as accurately as possible (block in and label gold, silver, cement), thus :



CARIES (CAVITIES). Outline location and size of cavity, shade in thus :



DENTURES (PLATES)... Draw diagram of relative size and shape of plate, block in teeth attached and indicate retaining clasps on natural teeth with the word "clasp"

ADDITIONAL SPACE FOR FURTHER REMARKS

Normal size, well aligned teeth.
 R 14 and L 14 are missing before death
 R 9 and 10, L 9, 10 and 13 are posthumously missing.

TOOTH CHART

2 December 1946

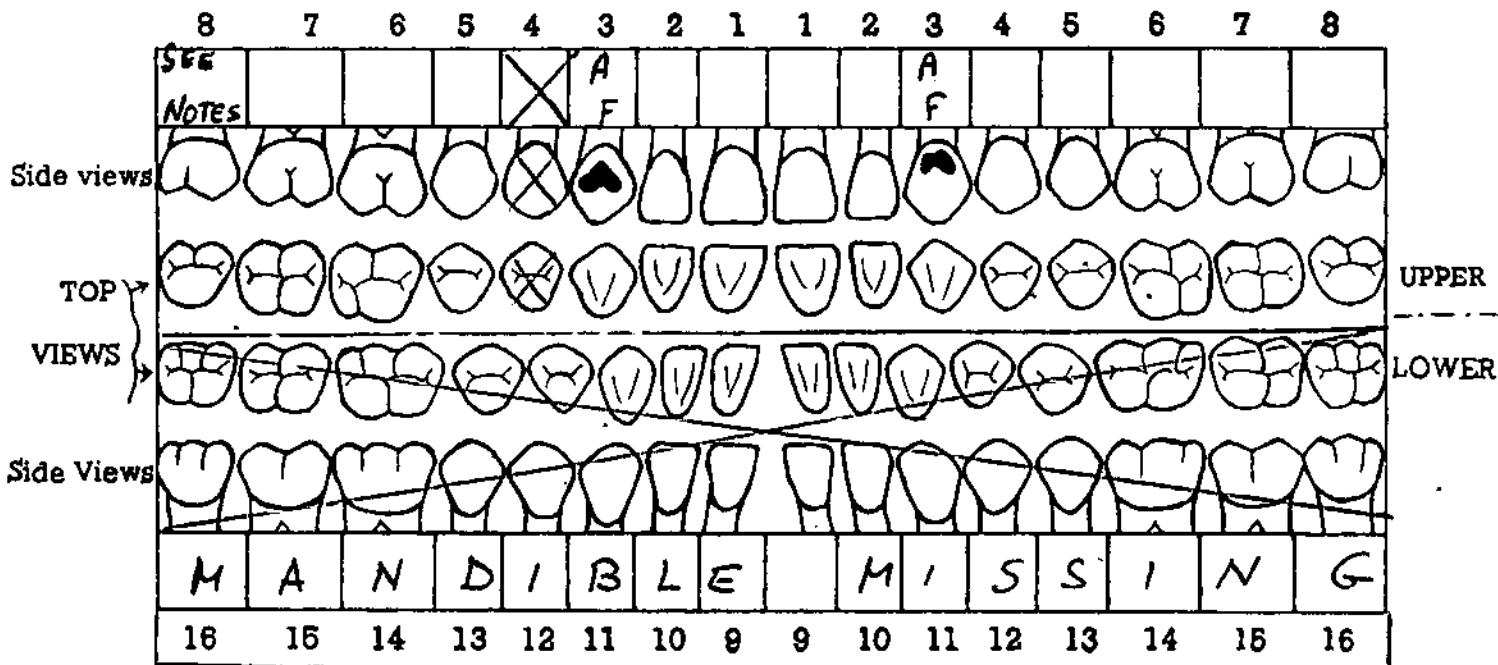
Date

Unknown X - 129

Last Name	First	Initial	Grade
Le Chene Guerin Cemetary, France.			
Unit		Organisation	
Flot E Row 10 Grave 195			
Place of Death	Date of Death	Cause of Death	

Right

Left



This dental chart is very important and should be filled in with great care. There are 32 teeth to be accounted for, as shown by the numbers on the chart. Beginning at the middle line in both upper and lower jaws, the teeth are arranged symmetrically on either side and classed as incisors (cutting teeth), cuspids or canines (tearing teeth), bicuspids (chewing teeth), and molars (principal chewing teeth). An examination should be made and findings charted to cover the following basic conditions : Lost teeth, crowned teeth, bridge work, fillings, caries (cavities of decay), dentures (plates), and any deformity of jaws found. See reverse side for illustrations.

RAYMOND T. QUISH, US WD Civilian

Signature of Officer or other person who prepared Tooth chart

ROBERT A. SALVADOR, Capt Inf.

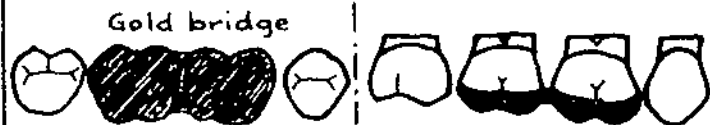
MISSING TEETH... All teeth missing through previous extraction (not those fractured or displaced by recent wounds) should be "X" 'd out and labeled, thus :




CROWNED TEETH... Block in solid the crown of tooth (label gold, porcelain, Silver or gold and porcelain), thus :



BRIDGE WORK... Block in solid the crown of tooth (label gold bridge, gold and porcelain bridge), thus :



FILLINGS... Draw filling on tooth as accurately as possible (block in and label gold, silver, cement), thus :



CARIES (CAVITIES). Outline location and size of cavity, shade in thus :



DENTURES (PLATES)... Draw diagram of relative size and shape of plate, block in teeth attached and indicate retaining clasps on natural teeth with the word "clasp"

ADDITIONAL SPACE FOR FURTHER REMARKS

- L 1 facial surface has rotated $\frac{1}{4}$ of a turn, distally. R 4 is missing before death.
- R 2 protrudes facially.
- R 5 is out of line lingually.
- R 8 was unerupted during life.
- Alignment of teeth poor, lingual surface heavy stained, appears to be tobacco stains.
- Mandible is considered missing because 3 mandibles were present. It is impossible to determine which mandible this maxilla is associated with.

TOOTH CHART

2 December 1946

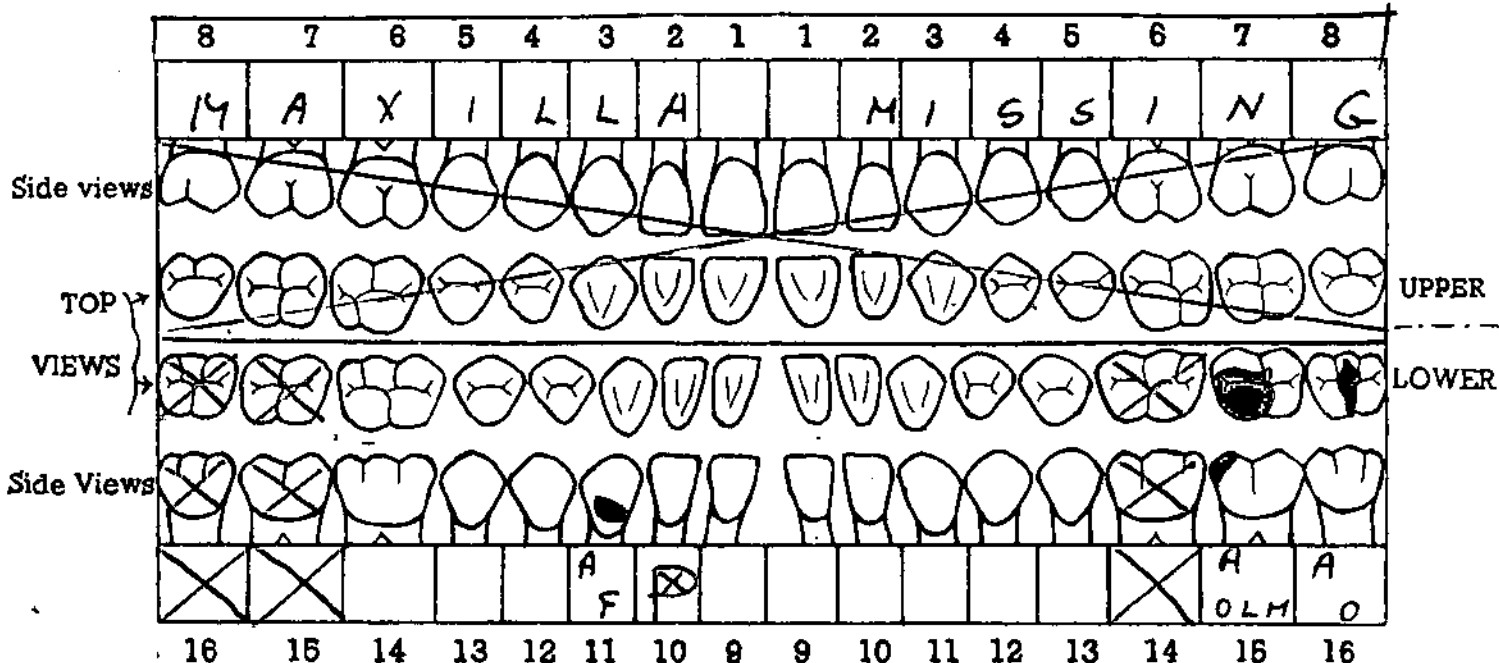
Date

Unknown X - 129

Last Name	First	Initial	Grade	Serial No.
Le Chene Guerin Cemetery France.				
Unit			Organization	
Flot E Row 10 Grave 195				
Place of Death		Date of Death	Cause of Death	

Right

Left



SEE REMARKS

This dental chart is very important and should be filled in with great care. There are 32 teeth to be accounted for, as shown by the numbers on the chart. Beginning at the middle line in both upper and lower jaws, the teeth are arranged symmetrically on either side and classed as incisors (cutting teeth), cuspids or canines (tearing teeth), bicuspids (chewing teeth), and molars (principal chewing teeth). An examination should be made and findings charted to cover the following basic conditions: Lost teeth, crowned teeth, bridge work, fillings, caries (cavities of decay), dentures (plates), and any deformity of jaws found. See reverse side for illustrations.

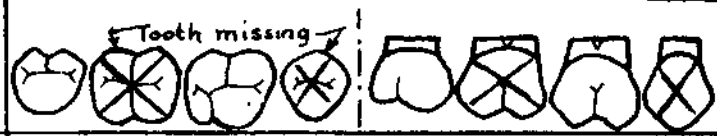
RAYMOND T. QUISH US WD Civilian

Signature of Officer or other person who prepared Tooth chart

Robert A. Salvador

Verified by G. R. C. Officer
ROBERT A. SALVADOR, Capt Inf

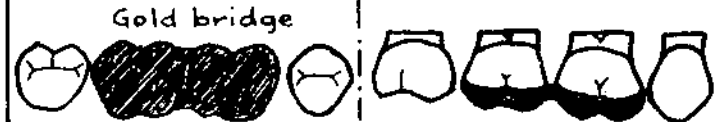
MISSING TEETH... All teeth missing through previous extraction (not those fractured or displaced by recent wounds) should be "X" 'd out and labeled, thus :




CROWNED TEETH... Block in solid the crown of tooth (label gold, porcelain, Silver or gold and porcelain), thus :



BRIDGE WORK... Block in solid the crown of tooth (label gold bridge, gold and porcelain bridge), thus :



FILLINGS... Draw filling on tooth as accurately as possible (block in and label gold, silver, cement), thus :



CARIES (CAVITIES). Outline location and size of cavity, shade in thus :



DENTURES (PLATES)... Draw diagram of relative size and shape of plate, block in teeth attached and indicate retaining clasps on natural teeth with the word "clasp"

ADDITIONAL SPACE FOR FURTHER REMARKS

R 16, 15, L-14 are missing before death.
R 10 is missing posthumously

TOOTH CHART

2 December 1946

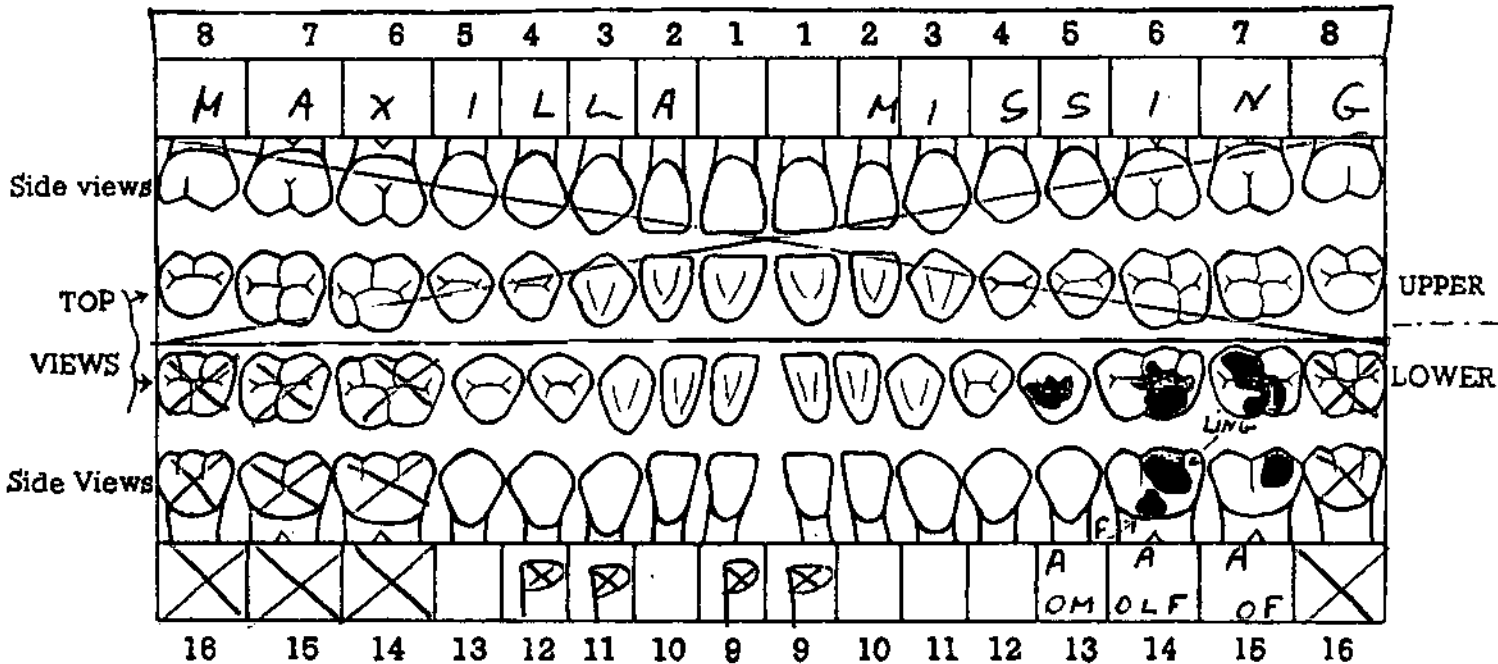
Date

Unknown X - 129

Last Name	First	Initial	Grade	Serial No.
Le Chene Guerin Cemetery, France.				
Unit	Organization			
Plot E Row 10 Grave 195				
Place of Death	Date of Death	Cause of Death		

Right

Left



This dental chart is very important and should be filled in with great care. There are 32 teeth to be accounted for, as shown by the numbers on the chart. Beginning at the middle line in both upper and lower jaws, the teeth are arranged symmetrically on either side and classed as incisors (cutting teeth), cuspids or canines (tearing teeth), bicuspids (chewing teeth), and molars (principal chewing teeth). An examination should be made and findings charted to cover the following basic conditions: Lost teeth, crowned teeth, bridge work, fillings, caries (cavities of decay), dentures (plates), and any deformity of jaws found. See reverse side for illustrations.

RAYMOND T. QUISHUS WD Civilian

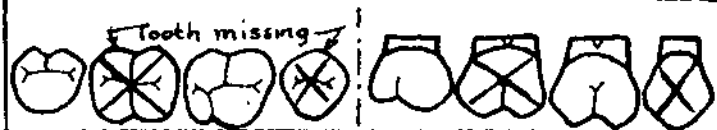
Signature of Officer or other person who prepared tooth chart

Robert A. Salvador

Verified by G. R. C. Officer

ROBERT A. SALVADOR Capt Inf

MISSING TEETH... All teeth missing through previous extraction (not those fractured or displaced by recent wounds) should be "X" 'd out and labeled, thus :




CROWNED TEETH... Block in solid the crown of tooth (label gold, porcelain, Silver or gold and porcelain), thus :



BRIDGE WORK... Block in solid the crown of tooth (label gold bridge, gold and porcelain bridge), thus :



FILLINGS... Draw filling on tooth as accurately as possible (block in and label gold, silver, cement), thus :



CARIES (CAVITIES). Outline location and size of cavity, shade in thus :



DENTURES (PLATES)... Draw diagram of relative size and shape of plate, block in teeth attached and indicate retaining clasps on natural teeth with the word "clasp"

ADDITIONAL SPACE FOR FURTHER REMARKS

Questionable whether L 16 is an extraction or ever came in.
 R 14, 15, 16 and L 16 are missing before death
 Space of 2 mm between L 11 and L 12.
 R 9, 11, 12 and L 9 are posthumously missing.

44 JANUARY 41

IF DECEASED UNIDENTIFIED

Take Fingerprints of Both Hands. If unable to obtain a complete set of Fingerprints, Take Those You Can, and fill in the following:

Height: **5' 8" approx** Laundry Marks:
 Weight: **160 lbs** Number of Rifle:
 Color of Eyes: Wear Glasses?
 Color of Hair: Is Tooth Chart Attached?
 Race: **White** **Impossible to take.**

(If possible, have medical personnel take a tooth chart, if no medical personnel present, fill in a tooth chart below.) In space below, locate, and describe any scars, birthmarks, moles, deformities, etc.

Note below any identifying clues found, such as letters, photographs, probable organization of deceased, etc.:

Brewer, John H. 3242324
Robinson, John J. 20302878

Impossible to fingerprint or take tooth chart because of decomposition.

See reverse side.

483-408
KIA

Left Hand

106
104
Thumb

Right Hand

Thumb

TOOTH CHART

		Deceased's Left							Deceased's Right								
		8	7	6	5	4	3	2	1	1	2	3	4	5	6	7	8
Upper																	
Lower																	

Indicate: missing natural teeth by X; crowns by O; fillings by □; Bridges by ○; linking anchor teeth, replacements by artificial teeth X

Characteristics:

Other Data:

If this is an Isolated Burial, make a Sketch of the Location, oriented with Permanent Landmarks. If more space needed attach separate sheet. Indicate North.

RESTRICTED

22621

REPORT OF BURIAL

19 August 44
Date

Unknown X-129
Last Name

Initial

Rank

Serial No.

France
Place of Death

12 July 44 est
Date of Death

KIA
Cause of Death

1600 19 August 44
Time and Date of Burial

Le Chene Guerin
Name of Cemetery

462-408
Name or Coordinates of Location

195
Grave Number

10
Row Number

E
Plot Number

Temp
Type of Marker

Disposition of Identification Tags: Buried with body Yes No Attached to Marker Yes No

If No Identification Tags

How were remains identified?

Impossible to fingerprint or take tooth chart because of decomposition.

See reverse side.

What means of identification were buried with the body?

1 GRS Form #1 in .50 Cal shell casing.

To determine Right or Left use Deceased's Right and Left.

Who is buried on:

Deceased's Right:

Robinson, John J. 20302678
Name Serial No.

Rank

Organization

Grave No. 194

Deceased's Left:

Brewer, John H. 35423294
Name Serial No.


Rank

Organization

Grave No. 196

Signature or Name, Rank and if possible Organization of person furnishing above Data when other than officer reporting burial.

If print of identification tag is not affixed fill in below:



Emergency Addressee

Name

Address

Religion

List only Personal Effects Found on Body and disposition of same:

None

65

Neal Baker
Signature of Officer or other person reporting burial

Verified by G.R.S. Officer

NEAL F. BAKER
1st Lt. OMC
Graves Registration Officer